

MB MITTLER BROS. **MACHINE & TOOL**

MADE IN THE 

2024 **PRODUCT**
CATALOG



Get The Best Bang For Your Buck.

When we started this business in 1980, we had two people, four machines and two welders, in a 2500 sq. ft. rented building. The machines were all manual and required a skilled person to operate them. Over the years, we have grown and now have a 50,000 sq. ft. building with 15 CNC machines, 12 manual machines and 10 welders. Our newest machine is a 5-axis universal milling center capable of machining five sides of a part, at one time, without re-fixturing. Our upcoming shop projects include a new robotic welding cell and a robotic machine tending cell. All of these shop improvements help us make parts with better safety, quality and productivity to stay competitive in a very tough global market. All of these machines and automation are useless without the people that make them work. Our greatest asset has



always been our talented team of skilled employees. We have been blessed to have many dedicated employees make a career with our company and they now help train the next generation of our workforce.

Like any business, we want the best value for our dollar when we shop for new equipment. Over the years, we have partnered with a few machine tool builders and local distributors and we never purchase equipment based on pricing alone. The very best equipment will eventually break down, so service and

support from our vendors is vitally important to keep our shop running. Experience has taught us that by spending more upfront, we can purchase better equipment that will long outlast the bargain option.

We hope that when you are looking for new equipment that you approach the process with the same attitude, by looking for the best value, quality and service for a long-term investment. For over 40 years, Mittler Bros. has produced the highest quality products and we strive to help each customer find the best tool for their job. We understand that when you choose our products, you are making an investment for your future and we value that purchase with a promise to support our products, even after the sale. However, if you choose not to buy from Mittler Bros, please help support American manufacturing and buy American made products.

Thank You.

Paul Mittler and the Mittler Bros. Team

GOD BLESS AMERICA

PLEASE SUPPORT OUR TROOPS-THE TRUE HEROES OF THIS COUNTRY! THEIR EFFORTS FOR OVER 200 YEARS ALLOW US THE FREEDOM WE HAVE TODAY.



MB MITTLER BROS. MACHINE & TOOL

Notchers & Accessories	6-11
Benders & Accessories	12-17
24" Bead Rollers & Kits	18-21
36" Bead Rollers & Kits	22-25
Bead Rollers and Accessories	26-27
Bead Roll Dies & Templates	28-35
Bead Roll Layout Tools	36
Informational DVDs	37
Bench Press & Accessories	38-43
Punch & Flares, Dimple Dies	43-46
Louver Press Kit	47
Sheet Metal Brakes	48-51
Foot Shears	52-53
Hand Shears	54-55
Power Hammer	56-57
English Wheels	58-60
Planishing Hammer	61
Shrinker / Stretcher	62-63
Hand Tools & Clecos	64-65
Aircraft Tools	66
Hubs / Drive Flanges	67-69
Rear End Accessories	70-73
Private Label Mfg. & Ind. Build	74-75

Mittler Bros. Machine & Tool Co.

A Division of Mittler Corp.

PHONE

1-800-467-2464
636-745-7757

FAX

636-745-2874

MAILING ADDRESS

P.O. Box 110
Foristell, Missouri 63348-0110

SHIPPING ADDRESS

10 Cooperative Way
Wright City, Missouri 63390-4000



2024



Beverly Shear

MANUFACTURED BY



Beverly Shears 54-55



Hydroshox	76-77
Shocks / Springs / Accessories	78-83
Quarter Midget / Go-Kart Accs.	84
Sprockets / Chassis Dyno	85
Scales & Accessories	86-89
Pull Down Rig	90-91
Tire Gauges	92
Setup Equipment	93-95
Adjustment Tools	96
AN Wrenches / Accu-Lign	97
Pyrometers	98
Switch Panels	99
Misc. Accessories	100
Stop Watches	101



BG Racing 102-103

Check Us Out Online



Website: www.mittlerbros.com



Facebook: www.facebook.com/mittler.bros



Instagram: www.instagram.com/mittlerbros



Twitter: www.twitter.com/mittler_bros



You Tube: www.youtube.com/Mittler1980

#mittlerbros #mittlerblue
#hydroshox



#mittlerbros




Beverly Shear Stand
see page 55




Upgraded Planishing Hammers
see page 61



English Wheel Rolls
see page 31



Bead Roller Kits
see page 18-25



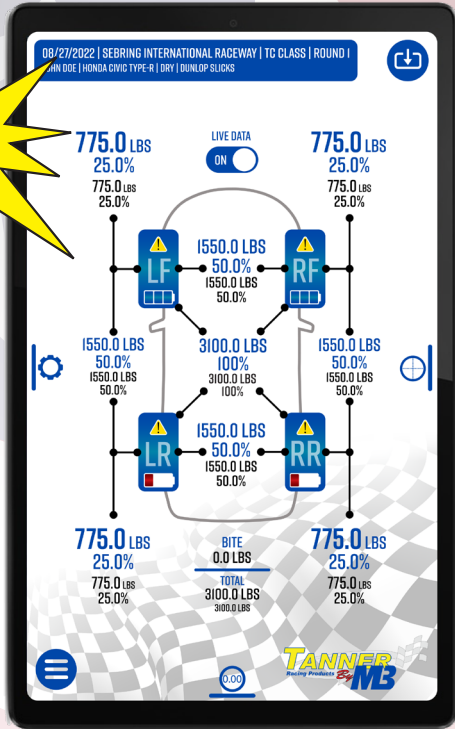
Bead Roll Templates
see page 34-35



Taller Bench Press
see page 38

New Products

Coming Soon!



Auto Bend Option-Air Powered
see page 13


New Products

Wireless Ultimate Scales
see page 88

Coming Soon!



Pneumatic Shear
see page 53



Scale Ramps
see page 89





Single Speed Ultimate Tube Notcher

Ultimate Tube Notcher



#tubenotcher

1° Swivel Vise Allows Quick & Accurate Setup!



- Over 25 Years of Proven Use
- Highest Quality Notch/Cope In Minimal Time
- End Mill Design Allows Quick & Easy Metal Removal
- Swivel Vise with 1° Increments
- V-Block Design Means Quick Setup Time
- Optional Adjustable Height Vise for Offset Notching
- 130rpm Single Speed
- Makes a Perfect Tig Weld Fit
- No Coolant Needed
- No Dust or Excessive Noise

Model Options

Model 400-S

Vise Capacity 3/4" to 2" Tubing
Standard Vise
\$4,695.00

Model 400-SADJ

Vise Capacity 3/4" to 2" Tubing
Adjustable Height Vise
\$4,995.00



Model 400-U

Upgraded Vise Capacity 3/4" to 2-3/8" Tubing
Larger V-Block Vise
Recommended for pipe notching
\$4,995.00

Model 400-UADJ

Upgraded Vise Capacity 3/4" to 2-3/8" Tubing
Larger Adjustable Height V-Block Vise
Recommended for Pipe Notching
\$5,350.00



400-S @ 270 lbs. Skid Size: 44"L x 20"W x 24"H	400-U @ 280 lbs. Skid Size: 44"L x 20"W x 24"H
400-SADJ @ 275 lbs. Skid Size: 44"L x 20"W x 24"H	400-UADJ @ 290 lbs. Skid Size: 44"L x 20"W x 24"H

Max Diameter
2" OD Standard Vise
2 3/8" OD Upgraded Vise

1 HP AC Motor
115 Volts / 15 Amp
1 Phase 60 Hertz
International Motor Upgrade (See p. 9)




www.mittlerbros.com



1-800-467-2464

Variable Speed Ultimate Tube Notcher



VS Ultimate Tube Notcher

#tubenotcher

90° Notch = 16 Sec.
45° Notch = 27 Sec.

All the Features of the Ultimate Tube Notcher with Variable Speed Control!

- 75 to 250rpm Adjustable Cutter Speed
- Use Fast Speeds for Thin Walled Tube
- Use Slow Speeds for Large Diameter, Thick Walled Tube
- Mill Design Allows Easy Metal Removal
- Swivel Vise with 1° Increments
- V-Block Design Means Quick Setup Time
- Makes a Perfect Tig Weld Fit
- No Coolant Needed
- No Dust or Excessive Noise
- Optional Adjustable Height Vise for Offset Notching

Model Options

Model 400-VS

Vise Capacity 3/4" to 2" Tubing
Standard Vise
\$5,250.00

Model 400-VSADJ

Vise Capacity 3/4" to 2" Tubing
Adjustable Height Vise
\$5,550.00



Model 400-VSU

Upgraded Vise Capacity 3/4" to 2-3/8" Tubing
Larger V-Block Vise
Recommended for pipe notching
\$5,550.00

Model 400-VSUADJ

Upgraded Vise Capacity 3/4" to 2-3/8" Tubing
Larger Adjustable Height V-Block Vise
Recommended for Pipe Notching
\$5,850.00



400-VS @ 300 lbs. Skid Size: 44"L x 20"W x 24"H	400-VSU @ 310 lbs. Skid Size: 44"L x 20"W x 24"H
400-VSADJ @ 315 lbs. Skid Size: 44"L x 20"W x 24"H	400-VSUADJ @ 320 lbs. Skid Size: 44"L x 20"W x 24"H

Max Diameter
2" OD Standard Vise
2 3/8" OD Upgraded Vise

1-1/2 HP AC Motor
115, 208, 230, 240 Volts / 15 Amp
1 Phase 50/60 Hertz

Larger Models Available. Call for Information




#mittlerbros




Double Sided VS Ultimate Tube Notcher

Notch From Either Side Of The Cutter

Double Sided Ultimate Tube Notcher



#tubenotcher



Two-Sided Notch, Side & Top View




Cluster Joint Created Without Need to Remove from Vise & Reposition Tube

Wider Table Design Allows Vise to Travel Further, so Cutting can be Accomplished on Both Sides of the End Mill. This Design Allows the Notching of those otherwise "Impossible Pieces".

All the Features of our proven Variable Speed Ultimate Tubing Notcher

1-1/2 HP AC Motor
115, 208, 230 Volts / 15 Amp
1 Phase 50/60 Hertz



Double Sided Notcher Model Options

Model 400-VS2

Vise Capacity 3/4" to 2" Tubing
Standard Vise

\$6,575.00

Model 400-VS2ADJ

Vise Capacity 3/4" to 2" Tubing
Adjustable Height Vise

\$6,925.00

Model 400-VSU2

Upgraded Vise Capacity 3/4" to 2-1/2" Tubing
Larger V-Block Vise

Recommended for pipe notching

\$6,925.00

Model 400-VSU2ADJ

Upgraded Vise Capacity 3/4" to 2-1/2" Tubing
Adjustable Height Larger V-Block Vise

Recommended for pipe notching

\$7,225.00

Max Diameter
2" OD Standard Vise
2-1/2" OD Upgraded Vise

	400-VS2 @ 450 lbs.	400-VSU2 @ 460 lbs.
	Skid Size: 48"L x 32"W x 35"H	Skid Size: 48"L x 32"W x 35"H
	400-VS2ADJ @ 465 lbs.	400-VSU2ADJ @ 460 lbs.
	Skid Size: 48"L x 32"W x 35"H	Skid Size: 48"L x 32"W x 35"H

Double Sided Conversion Kit




Convert your Standard Ultimate Tube Notcher to a Double Sided Machine

Includes Double Sided Notcher Base, Power Relocation Bracket, Rubber Padding & Hardware

Double Sided Conversion Kit **Model 400-KIT \$4,150.00**

- Capacity
2" OD Maximum
1" OD Minimum
- Produces Straight or Angled Cuts
- Includes 10 Ton Hydraulic Ram
- Weight: 35 Lbs.

Max Tube Wall Thickness 0.125"



Standard OD Notcher Dies: **\$225.00**

1"	100-010-1
1-1/8"	100-010-1125
1-1/4"	100-010-1250
1-3/8"	100-010-1375
1-1/2"	100-010-1500
1-5/8"	100-010-1625
1-3/4"	100-010-1750
2"	100-010-2

Replacement Punch (2" Wide)

Model 100-005 **\$170.00**

Standard Hydraulic Tube Notcher with Die (your choice) **Model 100 \$1,295.00**
Hydraulic Pump Sold Separately

Heavy Duty Hydraulic Tube Notcher

- Capacity
2-3/8" OD Maximum
1-1/2" OD Minimum
- Great for Production Work
- Recommended for Pipe Notching & Fencing
- Includes 10 Ton Hydraulic Ram
- Weight: 50 Lbs.

Max Tube Wall Thickness 0.154"



Heavy Duty OD Notcher Dies: **\$290.00**

Tube Sizes	
1-1/2"	100-030-1500
1-5/8"	100-030-1625
1-3/4"	100-030-1750
2"	100-030-2

Pipe Sizes	
1.66"	100-030-166
1.90"	100-030-190
2-3/8"	100-030-2375

Replacement Punch (2-1/2" Wide)

Model 100-023 **\$270.00**

Heavy Duty Hydraulic Tube Notcher with Die (your choice) **Model 100-U \$1,550.00**
Hydraulic Pump Sold Separately

Accessories

Foot Operated



90 PSI Compressed Air
Air Hydraulic Pump, 6' Hose & Fitting
Model 900-504-6 \$895.00

Air Hydraulic Pump **Model 900-504 \$795.00**
6' Hose **Model 900-505-6 \$105.00**
10' Hose **Model 900-505-10 \$145.00**
20' Hose **Model 900-505-20 \$175.00**

Hand Operated



115v. 1Ph 60Hz with 10' Operator Cord
Electric Hydraulic Pump, 6' Hose & Fitting
Model 900-508-6 \$2,395.00

Optional Foot Control **Model 900-508-FC \$275.00**
Electric Hydraulic Pump **Model 900-508 \$2,295.00**
6' Hose **Model 900-505-6 \$105.00**
10' Hose **Model 900-505-10 \$145.00**
20' Hose **Model 900-505-20 \$175.00**




Bench Mounting Bracket
(Fits either unit)
Model 100-200 \$85.00



Optional Floor Stand
with Locking Casters
Model 3100-100 \$295.00

Tube Drill Jigs






Drill Straight and True Holes with Ease!

- Available in 5 Common Tube Sizes
- Billet Aluminum Construction
- Includes Jig and two Bushings
- Specify Drill Bushing Size When Ordering

- 1" Jig **Model 3500-1000 \$89.00**
- 1-1/4" Jig **Model 3500-1250 \$89.00**
- 1-3/8" Jig **Model 3500-1375 \$89.00**
- 1-1/2" Jig **Model 3500-1500 \$89.00**
- 1-5/8" Jig **Model 3500-1625 \$89.00**
- 1-3/4" Jig **Model 3500-1750 \$89.00**
- 2" Jig **Model 3500-2000 \$89.00**
- 1-1/2", 1-5/8", 1-3/4" Set **Model 3500-1800 \$240.00**

Hole Saw Notchers



- Capable of notching in a 210° arc
- 3" tube, 2.5" pipe capacity
- Positive zero point for a perfectly centered notch
- Easily handles offset copes up to 1"
- Double v-clamp vise allows square to be held flat or on diamond
- May be clamped on tube/pipe to bore holes
- Engraved degrees ensures accuracy
- Flats machined into shaft for easier hole saw removal

- Capable of notching in a 210° arc
- Easily handles offset notches yet has a positive clamp-down for absolute zero
- 2 1/2" tube or 2" pipe capacity
- Double v-clamp vise allows square to be held flat or on diamond
- Holds thin wall tube without distortion
- Clamp it on tube/pipe to bore holes
- Engraved degrees and stainless steel pointer ensures accuracy

Vise Mount for MB-TN300 or MB-TN1000
Model MB-NMT100 \$25.00

Tube Notcher TN300
Model MB-TN300 \$395.00

Tube Notcher TN1000
Model MB-TN1000 \$795.00

Hole Saw Notchers

Hole Saws

Size	Part #	Price
3/4"	1700-501	\$10.00
1"	1700-502	\$11.00
1-1/4"	1700-503	\$11.00
1-3/8"	1700-504	\$12.00
1-1/2"	1700-505	\$12.00
1-5/8"	1700-506	\$12.00
1-3/4"	1700-507	\$15.00
2"	1700-508	\$15.00

Hole Saws



Tube Sizes-OD

Size	Part #	Price
1"	MB-PT100	\$50.00
1-1/8"	MB-PT1125	\$54.00
1-1/4"	MB-PT125	\$54.00
1-3/8"	MB-PT1375	\$61.00
1-1/2"	MB-PT150	\$61.00
1-5/8"	MB-PT1625	\$61.00
1-3/4"	MB-PT175	\$66.00
2"	MB-PT200	\$68.00

Pipe Sizes-ID

1-1/4"	MB-P125	\$60.00
1-1/2"	MB-P150	\$68.00
2"	MB-P200	\$69.00

PipeMaster



5-Piece Pro Race Kit
Includes 1", 1-1/4", 1-1/2", 1-3/4" & 2" **Model MB-PT001 \$275.00**
(Includes Carrying Case)

Dragster Kit
Includes 1-5/8" & 1-1/2" **Model MB-PT002 \$105.00**



#mittlerbros





Hydraulic 180° Tube Bender



Swing Out Work Tray Holds Follow Bar & Removes for Compound Bends



#tubebender

- Hydraulic Powered 25 Ton Ram
- 8-1/4 Stroke
- Digital Readout in 1° Increments for Maximum Repeatability
- Bends Mild Steel, Stainless, Aluminum, 4130 Tubing & Pipe
- Rolling Stand with Locking Casters
- Cam Action Follow Bar Pressure Release
- Rugged Rack & Pinion Drive
- 3" Minimum Radius
- Bends Square Tubing 3/4" to 2"
- Includes Small & Medium Saddles
- Storage Shelves for Shoes & Follow Bars

.065" Minimum Wall Thickness

Heavy Duty 180° Bender (25 Ton Ram) Model 2500-HD \$5,950.00

Max Capacity - Mild Steel 2" OD Tubing .125" Wall 1-1/2" Pipe (1.90" OD) .145" Wall

Hydraulic Pump (p. 15) and Shoe Sets Sold Separately

Hydraulic 180° Tube Bender

Round Tube Shoe Sets			
Tube OD	CL Rad.	Part #	Price
* 2"	8"	2500-S00	\$625.00
1-3/4"	8"	2500-S01	\$580.00
1-3/4"	7"	2500-S02	\$500.00
45mm	178mm	2500-M45	\$540.00
1-5/8"	7"	2500-S03	\$500.00
40mm	152mm	2500-M40	\$475.00
1-1/2"	6"	2500-S04	\$445.00
Δ 1-1/2"	4-1/2"	2500-S34	\$390.00
38mm	152mm	2500-M38	\$475.00
1-3/8"	5"	2500-S05	\$390.00
30mm	102mm	2500-M30	\$385.00
1-1/4"	5"	2500-S06	\$385.00
1-1/8"	5"	2500-S07	\$350.00
1"	4"	2500-S08	\$350.00
25mm	102mm	2500-M25	\$385.00
7/8"	4"	2500-S19	\$350.00
3/4"	4"	2500-S09	\$350.00
1/2"	4"	2500-S17	\$350.00
1"	3"	2500-S20	\$350.00
3/4"	3"	2500-S21	\$350.00

Square Tube Shoe Sets			
Tube OD	CL Rad.	Part #	Price
* 2"	8"	2500-S18	\$750.00
1-3/4"	8"	2500-S16	\$660.00
1-3/4"	7"	2500-S15	\$605.00
1-1/2"	6"	2500-S14	\$555.00
1-1/4"	5"	2500-S13	\$475.00
1-1/8"	4"	2500-S12	\$445.00
1"	4"	2500-S11	\$445.00
3/4"	4"	2500-S10	\$445.00

Pipe Shoe Sets				
Pipe Size	OD	CL Rad.	Part #	Price
* 1-1/2"	1.90"	8"	2500-S32	\$710.00
1-1/4"	1.66"	6"	2500-S31	\$590.00
1"	1.31"	5"	2500-S30	\$525.00

See Accessories Pages 13, 15, 17

Adjustable Saddle Sold Separately - Not Included with Shoe Set

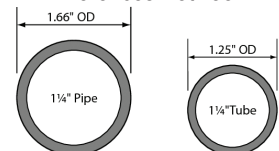
See page 13 for Adjustable Saddles

3/8" to 1-3/8" OD = Small Saddle #2500-300 @ \$80.00

1-1/2" to 1-3/4" OD = Medium Saddle #2500-301 @ \$100.00

2" OD = Large Saddle - #2500-302 @ \$135.00

Differences Between



Pipes and Tubes

Other Shoe Sizes Available

*Must Purchase Model # 2500-302 Large Adjustable Saddle

Δ Shoe Set must be used with .083 or Heavier Material

180° Auto Bend Option



- Easy Setup
- Compensate for Tube or Pipe Spring Back
- 110V Operation
- Adjustable 0°–180°
- Adds On and Upgrades Your Existing 180° Tube Bender
- Manual and Auto Operation
- Works with Electric or Air Hydraulic Pump (Pumps Sold Separately p. 15)
- Make Repeatable Bends With Ease
- Color Touch Screen

180° Auto Bend Option

180° Auto Bend Option - Electric
Model 2500-350 \$2,150.00

180° Auto Bend Option - Air
Model 2500-355 \$2,150.00

Add-on for Hydraulic 180° Tube Bender
 Hydraulic Pump Sold Separately p. 15



Adjustable Saddles

For 90° & 180° Hydraulic Tube Benders

- Securely holds each tube, eliminates tube creep
- Easy Release “V” Block eliminates Stuck Saddle from tube spring back
- Easier Bend-to-Bend Alignment with light pressure on tube
- Saddles Handle Round & Square Tubing



Small Adjustable Saddle - 3/8" TO 1-3/8" OD.

Model 2500-300 \$79.00

Medium Adjustable Saddle - 1-1/2" TO 1-3/4" OD.

Model 2500-301 \$100.00

Large Adjustable Saddle - 2" OD.



Model 2500-302 \$135.00

Adjustable Saddle Are Sold Separately -
 Not Included with Shoe Set

Bend Stop for 180° Tube Bender

Pre-Set Stop for Accurate Repeat Bends

Bolts to the side of the Model 2500 180° Hydraulic Bender frame and routes shop air through the valve to your air hydraulic pump. Once adjustable stop button is moved to proper preset position, button will contact the air “switch” and cuts the air to your pump at the preset position. Three Bend Pre-sets makes this ideal for repeat production work.




Air Stop Kit for 2500 180° Bender

Model 2500-400 \$370.00

Electric Stop Kit for 2500 180° Bender

Model 2500-405 \$545.00

Hydraulic 90° Tube Bender



.065" Minimum Wall Thickness

- 25 Tons of Hydraulic Power
- 6-1/4" Stroke
- Portable at 60 lbs – No Need to Anchor
- 3 1/2" Minimum Radius
- Bends Mild Steel, Stainless, Aluminum, 4130 Tubing & Pipe
- Engraved Reference Scale for Easy Repeatability
- 3/4" to 2" OD Round Tubing
- Bends Square Tubing 3/4" to 2"
- Includes Small & Medium Adjustable Saddles
- Includes Instructional DVD

90° Tube Bender

Model 900 \$1,295.00

Hydraulic Pump Sold Separately p. 15
Shoe Sets Sold Separately

Max Capacity - Mild Steel
2" OD Tubing .125" Wall
1-1/2" Pipe (1.90" OD) .145" Wall

Round Tube Shoe Sets

Tube OD	CL Rad.	Part #	Price
*2"	8"	900-S01	\$550.00
*2"	7"	900-S02	\$550.00
1-3/4"	8"	900-S03	\$500.00
1-3/4"	7"	900-S04	\$500.00
45mm	178mm	900-M45	\$555.00
1-5/8"	7"	900-S05	\$465.00
1-5/8"	6"	900-S06	\$465.00
40mm	152mm	900-M40	\$555.00
1-1/2"	8"	900-S20	\$500.00
1-1/2"	7"	900-S07	\$465.00
1-1/2"	6"	900-S08	\$465.00
38mm	152mm	900-M38	\$555.00
1-3/8"	5"	900-S09	\$375.00
1-1/4"	5"	900-S10	\$375.00
30mm	102mm	900-M30	\$345.00
1-1/8"	4"	900-S11	\$280.00
1"	4"	900-S12	\$275.00
25mm	102mm	900-M25	\$345.00
3/4"	4"	900-S14	\$275.00

Square Tube Shoe Sets

Tube OD	CL Rad.	Part #	Price
* 2"	8"	900-S25	\$660.00
1-1/2"	7"	900-S26	\$555.00
1-1/4"	5"	900-S27	\$460.00
1"	4"	900-S28	\$350.00
3/4"	4"	900-S29	\$350.00

Pipe Shoe Sets

Pipe Size	OD	CL Rad.	Part #	Price
* 1-1/2"	1.90	8"	900-S41	\$605.00
1-1/4"	1.66	6"	900-S42	\$525.00
1"	1.315	5"	900-S43	\$420.00
3/4"	1.050	4"	900-S44	\$345.00
1/2"	.84	4"	900-S45	\$345.00

Other Shoe Sizes Available

* Must Purchase Model # 2500-302 Large Adjustable Saddle
Individual shoe sets DO NOT come with Adjustable Saddles

90° Tube Bender Stand



- Use cubic feet to bend instead of valuable square footage
- Ease of portability with roll around stand
- Can take off stand for portability for offsite jobs
- Allows user to make bends in the "negative plane"

Tube Bender & Pump Sold Separately

Model 900-300 \$375.00

90° Plate Brake Die


Plate Brake Die Adapter Kit

Model 900-200 \$195.00

11 Ga - 9 Ga **Model 900-205 \$175.00**

7 Ga - 1/4" **Model 900-210 \$220.00**

5/16" - 3/8" **Model 900-215 \$300.00**



Fits in Mittler Bros. 90° Tube Benders
Bends up to 5" Wide

Tube Bending Accessories

Foot Operated



90 PSI Compressed Air
Air Hydraulic Pump, 6' Hose & Fitting
Model 900-504-6 \$895.00
Air Hydraulic Pump **Model 900-504 \$795.00**
6' Hose **Model 900-505-6 \$105.00**
10' Hose **Model 900-505-10 \$145.00**
20' Hose **Model 900-505-20 \$175.00**

Hand Operated Control



115v. 1Ph 60Hz with 10' Operator Cord
Electric Hydraulic Pump, 6' Hose & Fitting
Model 900-508-6 \$2,395.00
Optional Foot Control **Model 900-508-FC \$275.00**
Electric Hydraulic Pump **Model 900-508 \$2,295.00**
6' Hose **Model 900-505-6 \$105.00**
10' Hose **Model 900-505-10 \$145.00**
20' Hose **Model 900-505-20 \$175.00**



Digital Read Out
for Model 900 Bender
Model 900-D \$405.00



Tube Bending Instructional
DVD for Model 900 Bender
Model 900-500-DVD \$40.00

Tube Bending Accessories / Bend-Tech

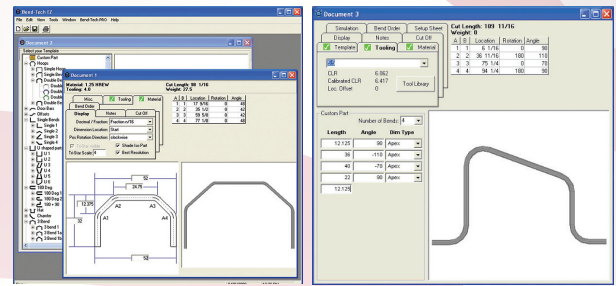
Tube Bending Software

Requires XP, Vista, Windows 7, 8 and 10

BEND-TECH EZ

- Designed for Tube Bending Projects with simple 2D parts (completed parts that lay flat)
- Predefined Templates to illustrate and assist in part layout and setup
- Six Bends allowed with custom part interface
- Total Tube Length identified for your specific bending project
- Bend Start Points identified for each bend
- Printable Setup Sheet - easy to follow
- Upgradable to Higher Software Level -- EZ-3D, PRO or SE

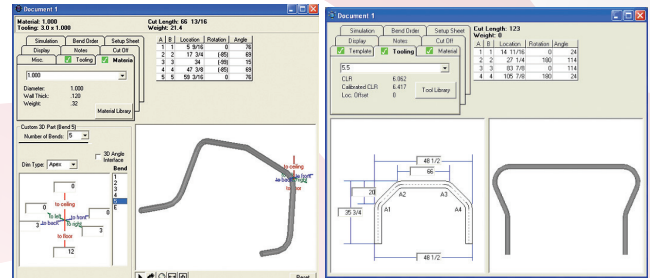
Bend-Tech EZ Software **Model 900-510 \$72.00**



BEND-TECH EZ-3D

- Includes All EZ Features
- 3D Custom Part Window for multiple bends
- 360° Part Rotation to view part from any angle
- Simple Setup Terms of "front, back, floor, ceiling, left & right"
- Reverse Bending order available
- Bending Simulation illustrates each bend process and final shape
- Upgradable to Higher Software Level -- PRO or SE

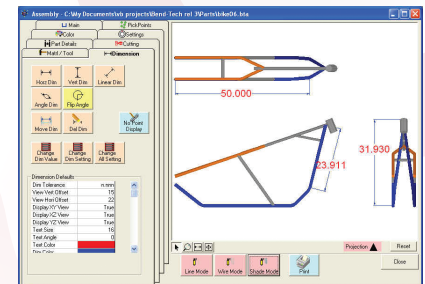
Bend-Tech EZ-3D Software **Model 900-511 \$160.00**



BEND-TECH PRO

- Includes All EZ-3D Features
- Entire Manufacturing Instructions are printable to check each part's design & process
- Each Part Shown Individually with dimensions, angle and degree of notch
- Cutting Instructions -- includes notching (fish-mouth)
- Full 3D Assembly Design
- 10 Bends Allowed

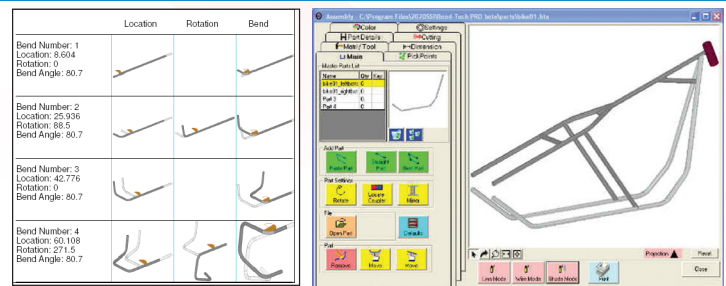
Bend-Tech PRO Software **Model 900-512 \$310.00**



BEND-TECH SE

- Includes All PRO Features
- DXF Compatible
- Commercial Bending
- Springback Compensation
- Manufacturability Checking
- LRA to XYZ, transfer any part into XYZ data
- 50 Bends Allowed

Bend-Tech SE Software **Model 900-513 \$625.00**




Requires "Pro" Tube Bending Software - Latest Release



#mittlerbros





Capacity
3/8" - 1" OD Tube
.049" Wall to .095" Wall

Tube in Starting Position

Completed 180° Bend

Manual 180° Tube Bender - Includes: Shoe Set (Your Choice)

Model 950 \$450.00

Round Tube Shoe Sets			
3 Piece Set - Main Shoe, Follow Roller & Eccentric Lock Roll			
Tube Size	CL Rad.	Part #	Price
1"	3-1/2"	950-S01	\$240.00
7/8"	3-1/2"	950-S02	\$240.00
3/4"	2-1/2"	950-S03	\$240.00
5/8"	2-1/2"	950-S04	\$240.00
1/2"	2"	950-S05	\$240.00
Combo 3/8" / 1/2"	2"	950-S20	\$265.00




Square Tube Shoe Sets			
3 Piece Set - Main Shoe, Follow Roller & Eccentric Lock Roll			
Tube Size	CL Rad.	Part #	Price
1"	3-1/2"	950-S06	\$240.00
7/8"	3-1/2"	950-S07	\$240.00
3/4"	2-1/2"	950-S08	\$240.00
5/8"	2-1/2"	950-S09	\$240.00
1/2"	2"	950-S10	\$240.00

Model 950 is 30 lbs. with one shoe set

Time saving features to upgrade your existing 180° Manual Tube Bender

RetroFit Degree Wheel Kit **Model 950-DWK \$85.00**



Simply insert your tube into the bender, pull follow roller into contact with tube, loosen thumb screw and rotate degree dial so "0" aligns with arrow. Pull follow roll until arrow aligns with degree of bend desired.



Eccentric Lock Roll (Specify Tube Size at Order) **Model 950-006 \$72.00**

Offset mount allows lock roll to prevent tube creep & hold tube securely during bending operation.

Alignment Tools

Digital Angle Gauge



- +/- 180 Degrees
- 0.1° Resolution
- Press the ZERO button to calibrate the gauge to any reference surface
- Super strong magnets securely attach the gauge to saw blades and other metallic surfaces
- Backlight

Digital Angle Gauge
Model MB-WR300 \$29.99
 Digital Angle Gauge w/ Bluetooth
Model MB-WR300-BT \$54.99
 Model MB-WR300-BT can be paired with a smartphone

Digital Protractor




- Long legs for added versatility
- Measure work-piece or construction angles
- Use for marking and layout
- 2" wide x 7/8" thick x 9" long
- Can be used in any plane
- 0.1° resolution, accuracy and repeatability
- Sets both miter and bevel angles on almost any machine
- Strong magnets on all blade edges for ease of use
- Blades can be tightened for holding measurements

Digital Protractor
Model MB-WR410 \$59.00

Alignment Tools

End material waste and slow trial and error fabrication. The Notch & Bend Aligner assures precise axial alignment of notches and bends. Add this finishing touch to your Ultimate Notcher and Tube Bender!



Capacity:
 3/4" OD to 2" OD Round

Notch & Bend Aligner
 Complete w/ Smart Tool
Model 1800-STA \$235.00

Mount Only
Model 1800-A \$85.00



Smart Tool Angle Sensor
Model 1800 \$165.00

- Beeps at level and plumb
- Digitally reads all angles in degrees, % slope & pitch
- Push button recalibration
- Useful for a variety of applications & equipment



Magnetic Mount
Model 1800-505 \$18.00
 No Smart Tool owner should be without!

Bend Protractors



#tubebender



Close Up View



Bend Protractors		
CL Radius	Part #	Price
4"	2100-4	\$120.00
5"	2100-5	\$130.00
6"	2100-6	\$140.00
7"	2100-7	\$150.00
8"	2100-8	\$160.00
4" to 8" Set	2100	\$575.00

- Easily Set Any Degree Of Bend From 0° to 90°
- Can Be Used As A Bend Template or Degree Indicator
- Inner Scale Shows Degree of Bend
- Outer Scale Shows Developed Length for Each Degree of Bend
- Light Weight Aluminum for Ease of Use
- Precision Laser Engraving



24" Power Drive Bead Rollers

24" Power Drive Bead Rollers

- 24" Billet Aluminum Frame
- 100+ Bead Roll Profiles (*See pages 28-33*)
- 1-1/8" Throat Height
- Adjustable Depth of Bead
- Oilite Bushings for Long Life
- 10' Variable Speed Foot Pedal Operation
- Forward / Reverse Switch
- Both Shafts Driven
- Increased Motor Torque & Horsepower to Handle Those Demanding Jobs with Ease!
- Speed Range Adjustment Knob

Industrial 24" Variable Speed Bead Roller

Model 210-24NV \$1,875.00

Industrial Motor Max Capacity
 16 Ga (.059") Mild Steel
 14 Ga (.064") Aluminum
 22 Ga (.031") Stainless



24" Industrial Variable Speed Bead Roller with Adjustable Shafts

Model 210-24NV-A \$2,175.00

Improved Design

Industrial Motor Max Capacity
 16 Ga (.059") Mild Steel
 14 Ga (.064") Aluminum
 22 Ga (.031") Stainless



Adjustable Bead Rollers work great with Lazze Bead Rolls
 Pages 32-33



Adjustable Shafts Allow for a Greater Range of Motion

24" Industrial Bead Roller Kits

24" Bead Roller Kits



24" Industrial Bead Roller
210-24NV

Kit includes bead roller and stand shown

24" Basic Kit




1/4" Bead
201-250

1/16" Step
201-062-S

Spoiler Roll
201-072

Bead Roller Stand with Casters
200-150



Model 210-24NV-K1 \$2,270.00

24" Restoration Kit

Kit includes bead roller and stand shown above



1/4" Bead
201-250

1/16" Step
201-062-S

1/2" Flat
201-500-F

Art Pattern
201-102

Tipping
201-101

Spoiler Roll
201-072




Model 210-24NV-K \$2,490.00

24" Dirt Car Kit



Kit includes bead roller and stand shown above



1/4" Bead
201-250

Standard Tank Roll
201-070

.090 Step Roll Steel
201-090-S

Hem Step #1

Hem Step #2

Hem Step #3

Hem Set - Steel
201-038

Model 210-24NV-K2 \$2,430.00





24" Industrial Bead Roller with Adjustable Shafts
210-24NV-A



Aluminum Bead Roller Table
200-210




Keyhole Washers (pair)
200-561

Bead Roller Stand with Casters
200-150



24" Art Kit



Art Roll
207-101



Solid Roll
207-102



Solid Groove Roll
207-103



Universal Groove Roll
207-104



Soft Step Die
207-105

Model 210-24NV-A-K \$2,990.00

Kit includes bead roller, table, washers and stand shown



24" Hot Rod Kit


Kit includes bead roller, table, washers and stand shown above



1/8" Bead Set
201-125



5/16" Bead Set
201-313



1/2" Flat
201-500-F



1/8" Step
201-125-S



Standard Tank Roll
201-070



1/2" 90° Bead Set
201-500-B



1-1/2" Dia Tube Roll Set
207-150TR-S

Model 210-24NV-A-K1 \$3,200.00

24" Bead Roller Kits

24" Industrial Bead Roller with Adjustable Shafts
210-24NV-A



Aluminum Bead Roller Table
200-210



Keyhole Washers (pair)
200-561

Bead Roller Stand with Casters
200-150



24" Bead Roller Kits

24" Ultimate Bead Rolling Kit



Art Roll
207-101



Solid Roll
207-102



Solid Groove Roll
207-103



Universal Groove Roll
207-104



Soft Step Die
207-105

Kit includes bead roller, table, washers and stand shown



Hem Step #1



Hem Step #2



Hem Step #3

Hem Set Combo - Steel
201-038



3/16", 3/8", 3/4" Bead Sets
201-188, 201-375, 201-750



1/2", 3/4" Flat Bead Sets
201-500-F, 201-750-F



1/16", 1/4" Step Roll Sets
201-062-S, 201-250-S



5/16" Edge Bead Set
201-313-E



1-1/2" Dia Tube Roll Set
207-150TR-S



1/2 45° Bead Set
201-500-45



Std Tube Bead Roll
201-001



Standard Tank Roll
201-070



Shear Set
201-058



Spoiler Set
201-072



3/4" 90° Bend set
201-750-B



Stencil Set
207-089



Skateboard Wheel-Orange
207-096-OR

Model 210-24NV-A-K2 \$4,510.00



#mittlerbros



36" Power Drive Bead Rollers

- 36" Jig Welded Steel Frame
- 100+ Bead Roll Profiles (See pages 28-33)
- 1-1/8" Throat Height
- Adjustable Depth of Bead
- Oilite Bushings for Long Life
- 10' Variable Speed Foot Pedal Operation
- Forward / Reverse Switch
- Both Shafts Driven
- Increased Motor Torque
- Speed Range Adjustment Knob

Industrial 36" Variable Speed Bead Roller

Model 200-36NV \$2,100.00



#beadroller

Industrial Motor Max Capacity
 16 Ga (.059") Mild Steel
 14 Ga (.064") Aluminum
 22 Ga (.031") Stainless

Great for
 Firewall &
 Floor Work

36" Power Drive Bead Rollers

36" Industrial Motor Bead Roller with Adjustable Shafts

Model 200-36NV-A \$2,400.00

- Adjustable Shaft Allows for a Greater Range of Motion



Adjustable Bead Rollers work great with
 Lazze Bead Rolls
 Pages 32-33

Industrial Motor Max Capacity
 16 Ga (.059") Mild Steel
 14 Ga (.064") Aluminum
 22 Ga (.031") Stainless

Improved
 Design

36" Bead Roller Vinyl Wraps



American Flag Theme	Model 200-701	\$125.00
Aircraft Theme	Model 200-702	\$125.00

Customize your 36" Mittler Bros. Bead Roller with a Bead Roller Vinyl Wrap! More Options Available Online

Compatible Models: 200-36, 200-36NV, 200-36NV-A, 200-36NV-A-B

36" Bead Roller Kits

36" Bead Roller Kits



36" Industrial Bead Roller
200-36NV

Kit includes bead roller and stand shown

36" Basic Kit



1/4" Bead
201-250



1/16" Step
201-062-S



Spoiler Roll
201-072

Bead Roller Stand with Casters
200-150




Model 200-36NV-K1 \$2,480.00

36" Restoration Kit

Kit includes bead roller and stand shown above



1/4" Bead
201-250



1/16" Step
201-062-S



1/2" Flat
201-500-F



Art Pattern
201-102



Tipping
201-101



Spoiler Roll
201-072



Model 200-36NV-K \$2,700.00

36" Dirt Car Kit



Kit includes bead roller and stand shown above



1/4" Bead
201-250



Standard Tank Roll
201-070



.090 Step Roll Steel
201-090-S



Hem Step #1



Hem Step #2



Hem Step #3

Hem Set - Steel
201-038

Model 200-36NV-K2 \$2,650.00


36" Bead Roller Kits

36" Bead Roller Kits



36" Industrial Bead Roller with Adjustable Lower Shafts
200-36NV-A

Aluminum Bead Roller Table
200-210



Murillo Fab Works



Keyhole Washers (pair)
200-561



Bead Roller Stand with Casters
200-150



36" Art Kit



Art Roll
207-101



Solid Roll
207-102



Solid Groove Roll
207-103



Universal Groove Roll
207-104



Soft Step Die
207-105

Model 200-36NV-A-K \$3,200.00

Kit includes bead roller, table, washers and stand shown



Kruz Kaua'i Customs


36" Hot Rod Kit




1/8" Bead Set
201-125



5/16" Bead Set
201-313



1/2" Flat
201-500-F



1/8" Step
201-125-S



Standard Tank Roll
201-070



1/2" 90° Bead Set
201-500-B



1-1/2" Dia Tube Roll Set
207-150TR-S

Model 200-36NV-A-K1 \$3,410.00

Kit includes bead roller, table, washers and stand shown above




36" Bead Roller Kits



36" Industrial Bead Roller with Adjustable Lower Shafts
200-36NV-A

Aluminum Bead Roller Table
200-210



36" Ultimate Bead Rolling Kit




Keyhole Washers (pair)
200-561

NEW



Bead Roller Stand with Casters
200-150

36" Bead Roller Kits



Art Roll
207-101




Solid Roll
207-102



Solid Groove Roll
207-103



Universal Groove Roll
207-104



Soft Step Die
207-105

Kit includes bead roller, table, washers and stand shown



Hem Step #1



Hem Step #2



Hem Step #3

Hem Set Combo - Steel
201-038



3/16", 3/8", 3/4" Bead Sets
201-188, 201-375, 201-750



1/2", 3/4" Flat Bead Sets
201-500-F, 201-750-F



1/16", 1/4" Step Roll Sets
201-062-S, 201-250-S



5/16" Edge Bead Set
201-313-E



1-1/2" Dia Tube Roll Set
207-150TR-S



1/2 45° Bead Set
201-500-45



Std Tube Bead Roll
201-001



Standard Tank Roll
201-070



Shear Set
201-058



Spoiler Set
201-072



3/4" 90° Bend set
201-750-B



Stencil Set
207-089



Skateboard Wheel-Orange
207-096-OR

Model 200-36NV-A-K2 \$4,720.00



#mittlerbros

6" Power Drive Bead Rollers

Power Drive Bead Rollers



Bead Rolls Sold Separately (See pg. 28-33)

Industrial 6" Bead Roller

Model 210-6NV **\$1,565.00**

- Increased Motor Torque & Horsepower to Handle Those Demanding Jobs with Ease!
- Speed Range Adjustment Knob


Industrial Motor Max Capacity
 16 Ga (.059") Mild Steel
 14 Ga (.064") Aluminum
 22 Ga (.031") Stainless

Upgrade Your Existing Bead Roller with an Adjustable Shaft

All the parts required to upgrade Bead Roller Models: 210-24, 210-24NV, 200-36, 200-36NV, 210-24M

Adjustable Shaft Upgrade Kit

- 24" Upper Shaft **Model 200-022-U-A \$240.00**
- 24" Lower Shaft **Model 200-022-L-A \$295.00**
- 36" Upper Shaft **Model 200-061-U-A \$270.00**
- 36" Lower Shaft **Model 200-061-L-A \$320.00**



LEARN THE FINE ART OF BEAD ROLLING AT MITTLER BROS. WITH ONE OF OUR MASTER INSTRUCTORS

Bead rolling is a great sheet metal fabrication method used in an a variety of creative and industrial fields. Bead Rolling can be used to not only strengthen sheet metal, but also to create artistic designs. All skill levels are welcome to attend. Class sizes are limited to 10 people and are booked on a first come, first serve basis. Classes are held over a two day period with typical hours of 9am - 5pm. Cost of admission includes all materials required for the class, lunch both days, and dinner Saturday night. A block of hotel rooms will be reserved at a local hotel, but the student is responsible for placing a deposit with the hotel ahead of time and paying the balance upon check-in. For all related questions, or to have your name put on the contact list for class announcements, please e-mail registration@mittlerbros.com!



Bead Roller Accessories


24" or 36" Bead Roller Table

Model 200-210 \$290.00

24" or 36" High Throat Bead Roller Table

Model 200-210-HT \$355.00

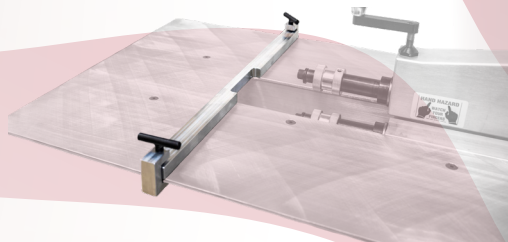
- Supports Material While You Work
(Bead Roller Not Included)



Aluminum Bead Roller Table Guide

Model 200-215 \$105.00

- Takes the guess work out of creating straight lines
(Bead Roller Not Included)



Floor Stands

- Bolt Together Design for Easy Shipping
- Industrial Coated Finish
- Fits all Mittler Bros. Bead Rollers

H-Frame w/
Integrated Roll Holders

Model 200-031 \$195.00

Rolling w/ Locking Casters
& Integrated Roll Holders

Model 200-150 \$295.00



Wall Mount

- Mounts To I-Beams and Wood Posts
- 12° of Adjustability for Angled I-Beam
- Easily Folds Out of the Way
- Fits all Mittler Bros Bead Rollers



Bead Roller Wall Mount Model 200-160 \$225.00

Standard Motor to
Industrial Motor
Conversion Kit

Model 200-300 \$1,045.00

(Easy bolt on conversion kit to
upgrade for 16 Ga Mild steel
Capacity)

10' Pedal Cord



Bead Roll Quick Change Washers



If you are constantly swapping
Bead Roll Dies, these Quick
Change Washers will save you
a great deal of time!

Model 200-561 \$9.50

Voltage Converter




Power Converter required when operating
power drive bead roller on power sources
other than 110 volts.

110, 200, 220 & 240 Volt Input / 110 or 220 Volt Output

500 Watt (5 Amp) Voltage Converter Model 200-552 \$79.00

2000 Watt (16 Amp) Voltage Converter Model 200-558 \$150.00

Depth Stop



Depth Stop
Model 200-009
\$100.00

Flexible Magnetic Work Light



Flexible Magnetic
Work Light
Model 200-570
\$21.75



Largest Selection of Rolls Available!

For Use With Standard (1-1/8" Throat) Bead Rollers

Models 210-6, 210-6NV, 210-24, 210-24NV, 210-24NV-A, 200-36, 200-36NV, 200-36NV-A, 200-42, 210-24M

Bead Roll Sets 2-1/2" OD

Standard Round Bead Roll Sets


Description	Steel P/N	Price
1/8" Round	201-125	\$70.00
3/16" Round	201-188	\$70.00
1/4" Round	201-250	\$70.00
5/16" Round	201-313	\$70.00
3/8" Round	201-375	\$70.00
1/2" Round	201-500	\$70.00
5/8" Round	201-625	\$90.00
3/4" Round	201-750	\$90.00
1" Round	201-100	\$95.00
Round Bead Roll Complete Set (9 Sets)	201-RBS	\$625.00



Round Bead

Bead Size Indicates Width

All Standard Roll Sets 2-1/2" OD 3/4" ID



Flat Bead

Standard Flat Bead Roll Sets

Description	Steel P/N	Price
1/8" Flat	201-125-F	\$70.00
3/16" Flat	201-188-F	\$70.00
1/4" Flat	201-250-F	\$70.00
5/16" Flat	201-313-F	\$70.00
3/8" Flat	201-375-F	\$70.00
1/2" Flat	201-500-F	\$70.00
5/8" Flat	201-625-F	\$90.00
3/4" Flat	201-750-F	\$90.00
1" Flat	201-100-F	\$95.00
Flat Bead Roll Complete Set (9 Sets)	201-FBS	\$625.00

Standard Step Roll Sets

Description	Steel P/N	Price
.062" Step	201-062-S	\$70.00
.090" Step	201-090-S	\$70.00
1/8" Step	201-125-S	\$70.00
3/16" Step	201-188-S	\$70.00
1/4" Step	201-250-S	\$70.00
45° Step	201-045-S	\$70.00
Step Roll Complete Set (6 Sets)	201-SRS	\$375.00




Step



45° Step

Standard Edge Bead Roll Sets

Description	Steel P/N	Price
1/8" Edge Bead	201-125-E	\$70.00
3/16" Edge Bead	201-188-E	\$70.00
1/4" Edge Bead	201-250-E	\$70.00
5/16" Edge Bead	201-313-E	\$70.00
3/8" Edge Bead	201-375-E	\$70.00
1/2" Edge Bead	201-500-E	\$70.00
5/8" Edge Bead	201-625-E	\$90.00
3/4" Edge Bead	201-750-E	\$90.00
1" Edge Bead	201-100-E	\$95.00
Edge Bead Roll Complete Set (9 Sets)	201-EBS	\$625.00



Edge Bead

45° Bead Roll Sets

Description	Steel P/N	Price
1/8" 45°	201-125-45	\$70.00
3/16" 45°	201-188-45	\$70.00
1/4" 45°	201-250-45	\$70.00
5/16" 45°	201-313-45	\$70.00
3/8" 45°	201-375-45	\$70.00
1/2" 45°	201-500-45	\$70.00
5/8" 45°	201-625-45	\$90.00
3/4" 45°	201-750-45	\$90.00
1" 45°	201-100-45	\$95.00
45° Degree Bead Roll Complete Set (9 Sets)	201-45BS	\$625.00




45° Bead

Tube Bead Rolls

Fits our model 200 & 210 Bead Rollers

Recommended for use with 24" BR w/ Industrial Motor or Rotary Machine

Fixed 3/16" from edge of tube



HD Bead adjustable from edge

Rolls A Bead So Hoses Won't Slip Off

Standard Tube Bead Rolls **Model 201-001 \$145.00**

(1-3/8" ID Min x .062" Wall Aluminum , .062 Mild Steel, .030 Stainless Steel)

HD Tube Bead Rolls **Model 201-010 \$160.00**

(1-1/4" ID Min x .095" Wall Aluminum , .059 Mild Steel, .043 Stainless Steel)

All Rolls Available in Nylatron at same price!

Nylatron Rolls are Ideal for Pre-Finished Materials, Copper, Brass & Thin Aluminum
Add Letter "D" to the End of Part #
ex. 1/8" Round Nylatron Roll #201-125D

Specialty Bead Rolls

For Use With Standard (1-1/8" Throat) Bead Rollers

Models 210-6, 210-6NV, 210-24, 210-24NV, 210-24NV-A, 200-36, 200-36NV, 200-36NV-A, 200-42, 210-24M

Specialty Roll Sets		
Description	Steel P/N	Price
Art Pattern Roll Set	201-102	\$80.00
Blank Roll Set (non-machined)	201-002	\$42.00
Body Line Roll Set	201-084	\$70.00
Fender Flare Roll Set	201-065	\$100.00
Full Radius Tank Roll Set	201-083	\$70.00
Hem Roll Set Combo	201-037	\$185.00
Hem Roll Set Steel	201-038	\$185.00
Hem Roll Step #1 (1/4" 90°)	201-059	\$100.00
Hem Roll Step #1 (3/8" 90°)	201-008	\$100.00
Hem Roll Step #2 (140°)	201-060	\$100.00
Hem Roll Step #3 Flat	201-068	\$55.00
Louver Roll Set	201-082	\$135.00
Shear Roll Set	201-058	\$95.00
Standard Tank Roll Set	201-070	\$70.00
Spoiler Roll Set	201-072	\$80.00
Tipping Roll Set	201-101	\$80.00
Tube Bead Roll Set (HD)	201-010	\$160.00
30° Angle Roll Set	201-069	\$95.00
90° 1/2" Angle Roll Set	201-500-B	\$135.00
90° 3/4" Angle Roll Set	201-750-B	\$135.00
1/8" Double Taper Pinstripe Roll Set	201-125-DPT	\$135.00
1/16" Wire Bead Roll Set (3 pc Set)	201-062-WBS	\$240.00
1/8" Wire Bead Roll Set (3 pc Set)	201-125-WBS	\$240.00



Art Pattern
201-102



Standard
Tank Roll
201-070



Full Radius
Tank Roll
201-083




Body Line Roll
201-084



Shear Roll
201-058



Fender Flare
201-065



Double Pin Stripe
201-125-DPT



Tipping
201-101



Spoiler Roll
201-072



90° Angle Roll
201-500-B



Louver Roll
201-082



30° Angle Roll
201-069

Bead Size
Indicates Width

Some Rolls Available in Nylatron at same price!
Nylatron Rolls are Ideal for Pre-Finished Materials,
Copper, Brass & Thin Aluminum
Add Letter "D" to the End of Part #
ex. 1/8" Round Nylatron Roll #201-125D

Bead Roll Sets 2-1/2" OD

Hem Roll Set Complete

This easy, three-step process creates hem rolls approximately 1/4" deep on steel or aluminum up to .040" thick without marring pre-painted aluminum. Rolls are available in HEAT-TREATED STEEL or COMBO STEEL & NYLATRON.



Complete Hem Roll Set Combo - Steel / Nylatron

Model 201-037 \$185 (save \$65)

Complete Hem Roll Set - Heat Treated Steel

Model 201-038 \$185 (save \$65)

Hem Step #1



Model 201-059

\$100.00

Step one forms
the metal 90°

Hem Step #2



Model 201-060

\$100.00

Step two forms
the metal to 140°

Hem Step #3



Model 201-068

\$55.00

Step three forms
the metal flat

Wire Bead Roll Set Complete

1/16" Wire Bead Roll Set **Model 201-062-WBS \$240**


1/8" Wire Bead Roll Set **Model 201-125-WBS \$240**



Wire Bead Step
#1



Wire Bead Step
#2



Wire Bead Step
#3

Max Capacity
19 Ga (.040")
Mild Steel

Recommended for
use with 24" BR w/
Industrial Motor or
Rotary Machine



#mittlerbros

Specialty Bead Rolls

For Use With Standard (1-1/8" Throat) Bead Rollers

These Rolls Work Best When Used With A Bead Roller With Adjustable Shaft

All Roll Sets
2-1/2" OD x 3/4" ID


Stencil Bead Roll Set

The Stencil Bead Roll was designed for use in tracing the outlines on pieces of metal art!



Stencil Bead Roll (1) **Model 207-088 \$70.00**
 Stencil Bead Roll Set (2) **Model 207-089 \$100.00**

Scar Roll Set




207-099
 Scar 3pc. Kit
\$210.00

Set allows you to create a classic "Scar" pattern. The first roll combo creates the smooth line & the second roll combo creates the stitching.

Individual Bead Rolls

Description	Part #	Price
Scar Roll Set (3 Rolls)	207-099	\$210.00
Art Roll (1 Roll)	207-101	\$70.00
Stencil Roll (1 Roll)	207-088	\$70.00
Stencil Roll Set (2 Rolls)	207-089	\$100.00
Solid Roll (1 Roll)	207-102	\$70.00
Solid Groove Roll (1 Roll)	207-103	\$70.00
Universal Groove Roll (1 Roll)	207-104	\$70.00
Soft Step Set (2 Rolls)	207-105	\$100.00
Radius Step Set (2 Rolls)	207-106	\$100.00
45° Step Set (2 Roll)	207-107	\$100.00
Soft Step Roll (1 Roll)	207-090	\$70.00
Radius Step Roll (1 Roll)	207-091	\$70.00
45° Step Roll (1 Roll)	207-092	\$70.00
Skateboard Wheel Roll (3 Rolls)	207-108	\$205.00
Stitching Set (2 Rolls)	207-109	\$140.00
1/2" Radius Roll Set (2 Rolls)	207-100TR	\$155.00
5/8" Radius Roll Set (2 Rolls)	207-125TR	\$155.00
3/4" Radius Roll Set (2 Rolls)	207-150TR	\$155.00
7/8" Radius Roll Set (2 Rolls)	207-175TR	\$155.00

Stitching Roll Set



Set will allow you to create a "Stitch" like effect, which will open you up to all kinds of faux upholstered sheet metal projects.

207-109
 Stitching 2pc. Set
\$140.00

Skateboard Wheel Roll Set 3 piece

Use the skateboard wheel with any top die to create any bead profile you can imagine. Three different hardness rolls are included.



Durometer or "Hardness" of the rolls:
 Black = 60 **Model 207-096-BK \$70.00**
 Orange = 80 **Model 207-096-OR \$70.00**
 Blue = 90 **Model 207-096-BL \$70.00**
3 Piece Kit Model 207-108 \$205.00



207-090 Soft Step Roll 207-091 Radius Step Roll 207-092 45° Step Roll 207-102 Solid Roll 207-103 Solid Groove 207-104 Universal Groove

Specialty Bead Rolls

For Use With Standard (1-1/8" Throat) Bead Rollers

These Rolls Work Best When Used With A Bead Roller With Adjustable Shaft

Bead Roller Table Available on Page 27

* All of the rolls will fit existing Mittler Bros. Standard (1-1/8" Throat) Bead rollers.

Bead Rolls

Art Roll Kit

This 4 roll kit comes with all the rolls for use in creating works of art on sheet metal using a bead roller.

Includes: 207-101, 207-102, 207-103, 207-104

Model 207-100 \$240.00




207-101 Art Roll 207-102 Solid Roll 207-103 Solid Groove Roll 207-104 Universal Groove Roll

Art Roll Step Kit

The advantage to using the Top Nylatron Stencil Roll, with the lower step roll, is to work in extremely tight areas that do not affect the outside areas. The Top Stencil Roll allows the creation of highly defined steps and bead profiles.

Includes: 207-088, 207-090, 207-091, 207-092

Model 207-095 \$240.00



207-088 Stencil Roll 207-090 Soft Step Roll 207-091 Radius Step Roll 207-092 45° Step Roll

Step Die Kit

These dies will allow a softer, smoother finish on your step. Each roll will allow you to create its own unique bead profile.

Includes: 207-105, 207-106, 207-107



207-105 Soft Step Set 207-106 Radius Step Roll Set 207-107 45° Step Set

Model 207-094 \$280.00

English Wheel Bead Roll Dies


Turn your bead roller into a light duty english wheel for low crown parts



- NEW!**
201-800-FT Flat Top Roll
\$75.00
- 201-800-2.0R 2.0" Radius Roll
\$75.00
- 201-800-3.0R 3.0" Radius Roll
\$75.00
- 201-800 6pc Set Radius Rolls
\$425.00
- 201-800-5.0R 5.0" Radius Roll
\$75.00
- 201-800-8.5R 8.5" Radius Roll
\$75.00
- 201-800-12.0R 12.0 Radius Roll
\$75.00

Tube Roll Sets

Tube roll sets shape sheet metal up into a radius bend to allow tubing to sit flush against it.



* Rolls Work Best When Used With A Bead Roller With Adjustable Shaft



Steel Tube Rolls

- 207-100TR-S 1/2" Radius 1" Tube
\$155.00
- 207-125TR-S 5/8" Radius 1-1/4" Tube
\$155.00
- 207-150TR-S 3/4" Radius 1-1/2" Tube
\$155.00
- 207-175TR-S 7/8" Radius 1-3/4" Tube
\$155.00

Nylatron Tube Rolls

- 207-100TR 1/2" Radius 1" Tube
\$155.00
- 207-125TR 5/8" Radius 1-1/4" Tube
\$155.00
- 207-150TR 3/4" Radius 1-1/2" Tube
\$155.00
- 207-175TR 7/8" Radius 1-3/4" Tube
\$155.00

LAZZE Bead Rolls

For Use with Standard (1-1/8" Throat) Bead Rollers with Adjustable Shafts

Models 210-24NV-A, 200-36NV-A

LAZZE Bead Rolls



1.5mm Radius Bead
205-13-107
95.00



3mm Radius Bead
205-13-110
95.00



2mm Radius Bead
205-13-108
95.00



3.5mm Radius Bead
205-13-111
95.00



2.5mm Radius Bead
205-13-109
95.00



4mm Radius Bead
205-13-112
95.00



5mm Radius Bead
205-13-130
95.00



6mm Radius Bead
205-13-131
95.00



7mm Radius Bead
205-13-132
95.00



9mm Radius Bead
205-13-113
95.00



12.5mm Radius Bead
205-13-145
95.00



U-Profile
205-13-115
95.00



Flat Dies
205-13-126
85.00



Flame Dies
205-13-142
95.00



Tipping Dies
205-13-138
95.00



55° Step Dies
205-13-133
95.00



90° Dies
205-13-141
95.00



1mm Step Dies
205-13-127
95.00

LAZZE Bead Rolls

For Use with Standard (1-1/8" Throat) Bead Rollers with Adjustable Shafts

Models 210-24NV-A, 200-36NV-A,



LAZZE Bead Rolls



2mm Step Dies
205-13-128
95.00



3mm Step Dies
205-13-129
95.00



5mm Step Dies
205-13-117
95.00



6mm Step Dies
205-13-118
95.00



7mm Step Dies
205-13-122
95.00



Special Ford 33-34
205-13-134
168.00



Special Ford 33-34
205-13-135
168.00



Special Ford 33-34
205-13-136
168.00



Special Ford 33-34
205-13-137
168.00



32 Ford Wire Edge
205-13-139
126.00



33-34 Ford Wire Edge
205-13-140
126.00



3.5mm Half U
205-13-146
47.50



4mm Half U
205-13-147
47.50



5mm Half U
205-13-150
47.50



6mm Half U
205-13-151
47.50



7mm Half U
205-13-152
47.50



9mm Half U
205-13-148
47.50

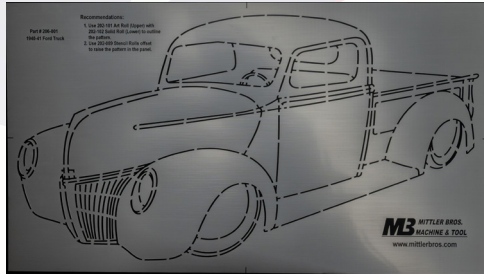


12.5mm Half U
205-13-149
47.50

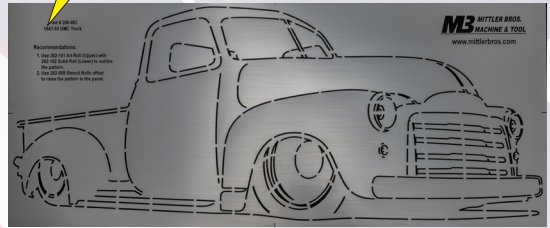


#mittlerbros

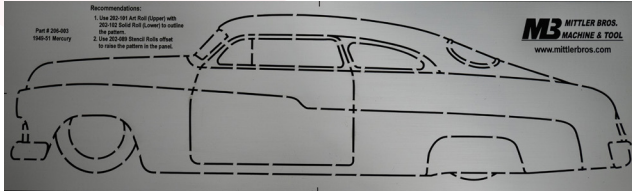





40-41 Ford Truck - 21x11-3/4"
206-001 \$64



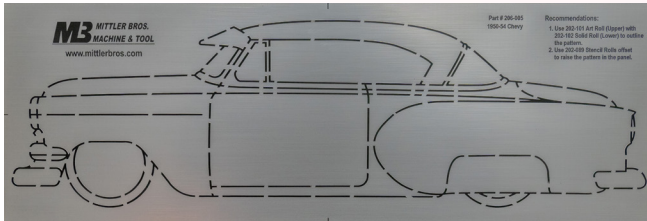
47-53 GMC Truck - 23-1/2 x 10"
206-002 \$69



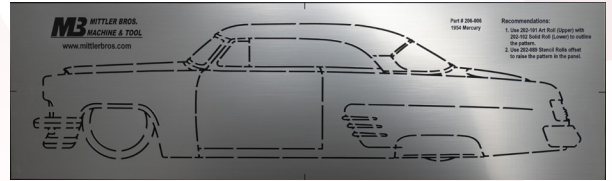
49-51 Mercury - 23-1/2 x 7"
206-003 \$46



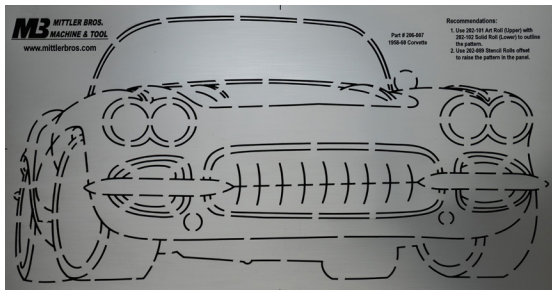
54 Buick - 23-1/2 x 9"
206-004 \$63



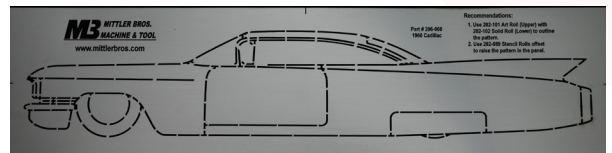
50-54 Chevy - 23-1/2 x 8"
206-005 \$51




54 Mercury 23-1/2 x 7"
206-006 \$48



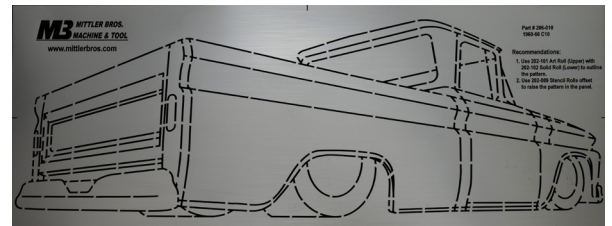
58-60 Corvette - 21x11"
206-007 \$71



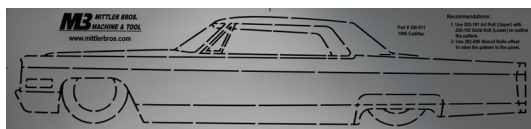
60 Cadillac - 21-1/2 x 6"
206-008 \$42



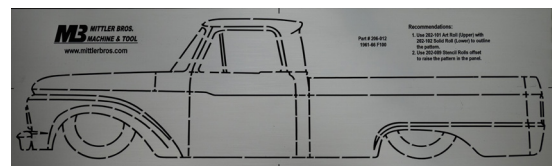
61-65 Lincoln - 23-1/2 x 6"
206-009 \$44



60-66 Chevy C10 - 23-1/2 x 9"
206-010 \$62

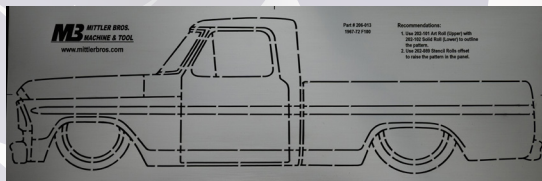


66 Cadillac - 23-1/2 x 5-3/4"
206-011 \$42

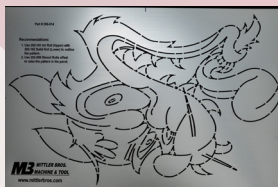


61-66 F100 - 23-1/2 x 7"
206-012 \$48

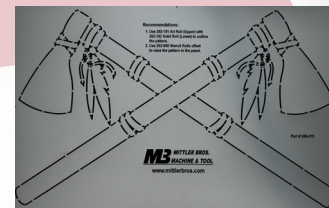
Bead Roll Templates




67-72 F100 - 23-1/2 x 8"
206-013 \$52



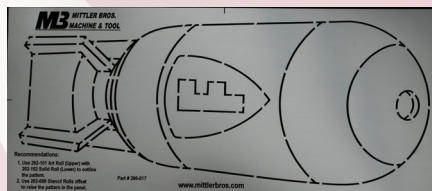
Cartoon Wolf - 18 x 11-1/2"
206-014 \$59



Crossed Hatchets - 23 1/2 x 9"
206-015 \$52




Dynamite - 19 x 11-1/2"
206-016 \$59




F Bomb - 18-1/2 x 8"
206-017 \$38



Impossible Triangle - 13 x 11-1/2"
206-018 \$35



Rock and Roll Hand - 23-1/2 x 10"
206-019 \$61



Route 66 - 22 x 11-1/2"
206-020 \$61



Scan for more templates

Projector

206-500 \$110.00

Projector allows you to create your own templates for bead rolling using images from a phone or computer.

- Lightweight and compact
- Wireless screen mirroring
- Large screen and low noise



Projector Tripod Stand

206-505 \$35.00

- Lightweight and adjustable
- Phone stand included
- Durable and Stable



Projector Lightning to HDMI adapter


206-510 \$24.00





Bead Roller Layout Templates

- Saves Time and Material
- 1/8" Aluminum for Long Life
- Laser Engraved

Bead Roller Layout Templates



Arc Layout Template **Model 206-415 \$100.00**
2" to 6" Radius



Straight Layout Template **Model 206-410 \$100.00**
.5" to 4.75" Spacing




Hole Layout Template **Model 206-405 \$100.00**
.875" to 2.25 Diameter"

3 Piece Template Set **Model 206-450 \$265.00**
Includes Arc, Straight and Hole Layout Tools


4 Piece Template Set **Model 206-460 \$340.00**
Includes Arc, Straight, Hole and Rivet Layout Tools

Compound Curve Bead Roll Layout Tool

- Allows for Many Different Spacing Options Along Curved & Oddly Shaped Edges
- Retractable Design



Rivet / Layout Tool **206-400 \$80.00**




Informational DVDs

Informational DVDs



Ron Covell
English Wheel
Techniques DVD
MB-1000-19 \$40.00



Ron Covell
Beading Machine
Basics DVD
MB-1000-31 \$40.00



Ron Covell
Working With
Tubing DVD
MB-1000-4 \$40.00



**Ron Covell &
Ron Fournier**
Hammer Forming
Techniques DVD
MB-1000-15 \$40.00



Ron Fournier
Sheet Metal
Hand Tools
MB-HTV01 \$40.00



Ron Covell
TIG Welding
Basics DVD
MB-1000-21 \$40.00



Ron Covell
Advanced TIG
Welding DVD
MB-1000-25 \$40.00



Ron Covell
High Power
Metalshaping
Workshop DVD
MB-1000-26 \$40.00




Ron Fournier
Metal Shaping
DVD
MB-BSD00 \$40.00



Ron Covell
Shaping Aluminum
with hand tools DVD
MB-1000-1 \$40.00



Ron Covell
Basic Techniques
for Working Steel DVD
MB-1000-3 \$40.00



Ron Covell
Building a Roadster
Body Part 1:
Making the Buck DVD
MB-1000-28 \$40.00



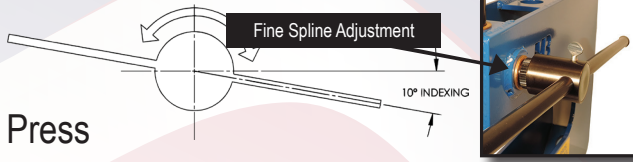
Ron Covell
Building a Roadster
Body Part 2:
Making the Turtledeck DVD
MB-1000-29 \$40.00




Ron Covell
Building a Roadster
Body Part 3:
Making the Doors DVD
MB-1000-30 \$40.00




#mittlerbros



3 Ton Manual Bench Press
Model 2200-M \$1,095.00



- Rugged 5/16" Welded Plate
- Dual Usage as Standard Press or Arbor Press
- 1" Clearance Between Mounted Tooling on 2200-M
- 4" Clearance Between Mounted Tooling on 2200-TM
- Mount Tooling for Front to Back Use or Rotate 90° for side to side use
- Includes Slug Ejector, Spring Loaded Centering Pin & Arbor Nut Wrench



3 Ton High Throat Manual Bench Press
Model 2200-TM \$1,250.00



Dual Manual Bench Press - 3 Ton
Model 2240-2M \$1,995.00

- Same Great Features as all our Manual Bench Presses
- Two 12" Deep Throats
- Mount 2 Types of Tooling Simultaneously
- Ideal for Production Use
- Includes Slug Ejector, Spring Loaded Centering Pin & Arbor Nut Wrench

Max Tooling Capacity
 3" Punch & Flare & 16 Ga Mild Steel

Tooling & Dies Sold Separately



Maintain Consistent Depth
 Across Work Piece
Bench Press Ram Stop
Model 2200-RS \$90.00




3 / 5 Ton Press
 Optional Floor Stand
 with Locking Casters
Model 3100-100 \$295.00

Compatible with
 2200-M or 2200-H

Manual Bench Presses

Quad Manual Bench Press 3 Ton

Model **2240-4M** **\$3,250.00**



- Rugged 5/16" Welded Plate Construction
- Two 12" Deep and 3" Deep Throats
- Mount 4 Types of Tooling Simultaneously
- Ideal for Production Use



Ships Truckline
@ 290 lbs.
41" L x 29" W x 39" H

Max Tooling Capacity
3" Punch & Flare & 16 Ga Mild Steel

Tooling & Dies Sold Separately

Manual Bench Presses

Small Manual Bench Press


Model **2240-1M** **\$695.00**



The Small Manual Bench Press is perfect for those with limited space

- Rugged 5/16" Welded Plate Construction
- 3" Deep Throat
- Ideal for Production Use
- Can Be Mounted on any Stable Surface

Can Be Mounted On Either Side
of Model #2240-2M
Dual Manual Bench Press



Call For Custom Press Applications



Roll Around Stand

Model **2240-100** **\$425.00**

Compatible with 2240-2M or 2240-4M



- Can be added to any 2200 series existing press
- Allows 10° Indexing
- Allows fast positioning of handle
- No Tool Adjustment

Quick Index Press Handle Kit

Model **2200-IH** **\$210.00**



#mittlerbros



5 Ton Hydraulic Bench Press



5 Ton Hydraulic Bench Press

Model **2200-H** **\$1,295.00**

Max Tooling Capacity
3" Punch & Flare
16 Ga Mild Steel



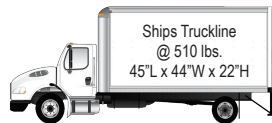
3 / 5 Ton Press
Optional Floor Stand
with Locking Casters
Model **3100-100** **\$295.00**

- Rugged Welded Plate/ Box Tube Construction
- Mount Tooling for Straight in use or Rotate 90° for side-to-side use
- Includes Slug Ejector, Spring Loaded Centering Pin, Tool Mount Adapter & Arbor Nut Wrench
- Dual Usage as Standard Press or Arbor Press
- 3" Maximum clearance between tooling
- Ideal for production work


Hydraulic Pump Sold Separately (p.41)



See Website for Adapter



10 Ton Hydraulic Heavy Duty Bench Press



10 Ton Hydraulic Bench Press

Model **2210-HD** **\$4,350.00**

Max Tooling Capacity
3" Punch & Flare
14 Ga Mild Steel




10 Ton Hydraulic HD
Bench Press Stand
Model **2210-100** **\$495.00**

10 Ton Spring Steel Hydraulic Press

- Rugged 3/8" Plate Construction
- Comes completely setup to punch 9/32" hole
- Built in guide for 1/16" x 1" wide material
- Heat treated punch & die for longer life
- Additional sizes of Punch & Dies available
- Includes Arbor Nut Wrench
- Available as 10 Ton Press Only Without Tooling

Hydraulic Pump Sold Separately (p.41)



10 Ton Spring Steel Hydraulic Bench Press Model **2200-HSK** **\$1,445.00**

10 Ton Hydraulic Bench Press Only Model **2200-HS** **\$1,225.00**


Accepts All Bench Press & Louver Press Tooling (pp. 41-43)

Most Tooling mounts for front to back use or rotate 90° for side to side use


Bench/Louver Press Accessories

Fits Our Bench Presses & Louver Press Kits

Most Tooling mounts for front to back use or rotate 90° for side to side use



Bench Press Louver Punch Start-Up Kits		
Size	Part #	Price
1"	2200-LA-01	\$815.00
2"	2200-LA-02	\$815.00
3"	2200-LA-03	\$815.00
4"	2200-LA-04	\$835.00
5"	2200-LA-05	\$835.00
3" Dome	2200-LA-06	\$835.00
4" Dome	2200-LA-07	\$835.00
Individual Louver Punch Dies		
Size	Part #	Price
1"	500-041	\$500.00
2"	500-042	\$500.00
3"	500-043	\$500.00
4"	500-044	\$520.00
5"	500-045	\$520.00
3" Dome	500-046	\$520.00
4" Dome	500-047	\$520.00

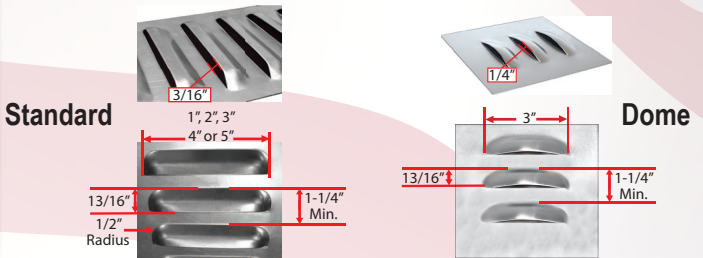


Bench Press Louver Punch / Die

**Max Capacity:
16 Ga (.059") Mild Steel**

← Order a **Bench Press Louver Punch Start Up Kit**, with the size of punch you want, from the top list.

After that you will have to specify the **Individual Louver Punch Die Sets** from the bottom list.



Bench Press Accessories

Punch & Die

Round, Oblong, Square, Hex and Rectangle Punch / Die Sets
 Each Set Contains One Individual Size & Urethane stripper

Requires Punch & Die Mounting Kit Part 2200-040 Page 43

- #2200-515 Round Punch / Die Set - **\$105.00**
per size - 5/32" up to 1-1/16"
- #2200-516 Oblong Punch / Die Set - **\$280.00**
per size - 3/16" x 3/4" up to 13/16" x 1"
- #2200-517 Square Punch / Die Set - **\$280.00**
per size - 1/4" x 1/4" up to 13/16" x 13/16"
- #2200-518 Hex Punch / Die Set - **\$280.00**
per size - 11/32" up to 27/32"
- #2200-519 Rectangle Punch / Die Set - **\$295.00**
per size - 1/4" x 15/16" to 9/16" x 3/4"



Individual Punch & Die Set Complete As Shown

REQUIRED INFORMATION BEFORE ORDERING
 For Punch & Die Sets Please Provide: Material Type & Material Thickness to Determine Die Clearance

PUNCH & DIE SETS ARE MADE TO ORDER AND ARE NON-REFUNDABLE



Foot Operated

- 90 PSI Compressed Air
Air Hydraulic Pump, 6' Hose & Fitting
Model 900-504-6 \$895.00
- Air Hydraulic Pump - **Model 900-504 \$795.00**
- 6' Hose - **Model 900-505-6 \$105.00**
- 10' Hose - **Model 900-505-10 \$145.00**
- 20' Hose - **Model 900-505-20 \$175.00**



Hand Operated




*Optional Foot Control

- 115v. 1Ph 60Hz with 10' Operator Cord
Electric Hydraulic Pump, 6' Hose & Fitting
Model 900-508-6 \$2,395.00
- Optional Foot Control **Model 900-508-FC \$275.00**
- Electric Hydraulic Pump **Model 900-508 \$2,295.00**
- 6' Hose **Model 900-505-6 \$105.00**
- 10' Hose **Model 900-505-10 \$145.00**
- 20' Hose **Model 900-505-20 \$175.00**



#mittlerbros




Corner Radius Punch

Punch four different radius corners to give your part that nice finished look. Two ranges of radii available. Create uniform rounded corners.

- | | | |
|-------------------------|----------------------------|-----------------|
| 1/4", 1/2", 3/4", 1" | Model 2200-4RCP | \$265.00 |
| 1", 1-1/4", 1-1/2" & 2" | Model 2200-020-A | \$370.00 |
| 2-1/4" (Single Punch) | Model 2200-020-2250 | \$405.00 |
| 3" (Single Punch) | Model 2200-020-3000 | \$440.00 |

Max Capacity: 8 Ga (.125") Soft Alum. & 16 Ga (.059") Mild Steel

Dzus® Punch




Dzus® Punch makes perfect #5 (1" spacing) and #6 (1-3/8" spacing) Dzus button and spring holes in one operation.

- Includes:
#5 (1" Spacing)
#6 (1-3/8" Spacing)

Model 2200-DZ-5/6 \$310.00

Max Capacity
19 Ga (.040") Mild Steel
18 Ga (.040") Aluminum

Shear




Great for cutting sheet metal up to 19 Ga mild steel. Cut your blanks for the corner punch & 90° brake shown below. Up to 6" Width.

Model 2200-SA \$230.00

Max Capacity: 19 Ga (.040") Mild Steel

Corner Punch




Great for making those little boxes and trays. Creates 1/8" x 1/8" to 1-1/2"x 1-1/2" cut out.

Model 2200-CPA \$310.00

Max Capacity: 16 Ga (.059") Mild Steel

90° Degree Brake



Finish up those boxes & trays with this handy brake. Up to 4-1/2" Width

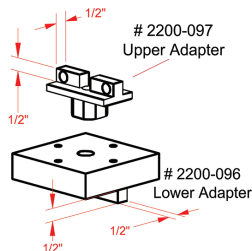

Includes Ram Adapter

Model 2200-90DA \$205.00

Max Capacity: 11 Ga (.120") Mild Steel

Press Brake Mounting Adapter Kit

Allows the mounting of all Mittler Bros. Press Tooling into most manufacturers press brake.



Includes:

QTY: 1 #2200-96 Lower Mount Adapter

QTY: 1 #2200-97 Upper Mount Adapter

Model 2200-096A \$160.00

Quick Change Tooling for Punch & Flares

Eliminate the hassle of changing out Punch & Flare or Punch & Bead tooling with one simple setup!



One Knurl Washer Required Per Piece of Tooling

Must Be Used in Press

#2200-QC1 Lower Bolt Adapter & Bolts for Quick Change Tooling - **\$38.00**

#2200-QC2 Knurl Washer & Bolts for Quick Change Tooling - **\$14.00**



Bench/Louwer Press Accessories

Punch & Die Mounting Kit


Model 2200-040 \$165.00



Includes Coupling Nut and Die Holder
(Required for Round, Oblong, Square, Hex, and Metric Punch and Die Sets, Punch & Die Sold Separately pg. 41)

Max Capacity
16 Ga (.059") Mild Steel
12 Ga (.080") Aluminum


Tube Flattening Die



This Die Flattens 1/2" Tube



Into This



This Die Forms Flattened Tube




Into This



Finish Washer Die

Form a washer into the metal!



#10 #2200-FWD-010 \$95.00
1/4" #2200-FWD-250 \$95.00

Tube Flattening Die

3/8" 2200-TF.375 \$275

1/2" 2200-TF.500 \$275

5 Ton Hydraulic Press Required

5/8" 2200-TF.625 \$275

3/4" 2200-TF.750 \$275

1" 2200-TF1.00 \$375

10 Ton Hydraulic Press Required

Tube Punch & Radius Die

3/8" - 1/2" 2200-TPR \$325

5 Ton Hydraulic Press Required

5/8" - 3/4" 2200-TPR2 \$325

10 Ton Hydraulic Press Required

This punch press operation is a cost-effective way to produce a flat tube end for tubular assemblies. This is a two step operation, one step for flattening the tube, while the other radiuses the corners and punches a hole in one motion.

Designed for .045" Wall

Bench Press Accessories

Forming Dies



Triangle

Triangle Forming Die Sets		
Size	Part #	Price
1-1/2"	1360-010	\$310.00
2"	1360-020	\$340.00
2-1/2"	1360-030	\$365.00
Set	1360-100	\$985.00

Max Thickness:
Aluminum 14 Ga (.064")
Mild Steel 16 Ga (.059")
Stainless Steel 19 Ga (.043")



Round

Round Forming Die Sets		
Size	Part #	Price
1/2"	1340-010	\$68.00
5/8"	1340-020	\$68.00
3/4"	1340-030	\$68.00
1"	1340-040	\$68.00
1-1/4"	1340-050	\$68.00
1-1/2"	1340-060	\$74.00
1-3/4"	1340-070	\$74.00
2"	1340-080	\$74.00
2-1/2"	1340-090	\$74.00
Set	1340-100	\$575.00



Oval

Oval Forming Die Sets		
Size	Part #	Price
1-1/4" x 2"	1350-010	\$310.00
1-3/4" x 2-3/4"	1350-020	\$340.00
2" x 3-1/4"	1350-030	\$365.00
Set	1350-100	\$985.00


Fits all Bench Press Models:
#2200-M, #2200-TM, #2240, #2200-H, #2210-HD

Punch & Flare



Automotive Punch & Flare Sets		
Size	Part #	Price
1"	1300-013	\$120.00
1-1/4"	1300-014	\$120.00
1-1/2"	1300-015	\$135.00
1-3/4"	1300-016	\$135.00
2"	1300-017	\$145.00
2-1/2"	1300-018	\$145.00
3"	1300-020	\$160.00

Punch & Bead



Automotive Punch & Bead Sets		
Size	Part #	Price
1"	1300-013-B	\$120.00
1-1/4"	1300-014-B	\$120.00
1-1/2"	1300-015-B	\$135.00
1-3/4"	1300-016-B	\$135.00
2"	1300-017-B	\$145.00
2-1/2"	1300-018-B	\$145.00
3"	1300-020-B	\$160.00

Punch & Flare Kit 1" thru 2-1/2"
Model 1300-402 \$720.00

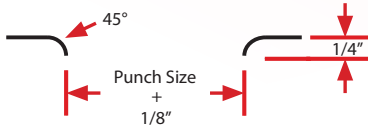
Max Thickness:
 Aluminum 14 Ga (.064")
 Mild Steel 16 Ga (.059")
 Stainless Steel 19 Ga (.043")

Punch & Flare Kit 1" thru 3"
Model 1300-403 \$860.00

Punch & Bead Kit 1" thru 2-1/2"

Max Thickness:
 Aluminum 18 Ga (.040")
 Mild Steel 20 Ga (.040")
 Stainless Steel 20 Ga (.037")

Model 1300-402-B \$720.00
 Punch & Bead Kit 1" thru 3"
Model 1300-403-B \$860.00



Drill a pilot hole for the draw bolt, apply the tool and tighten the bolt for a smooth, flared or beaded, hole in one easy step. To punch hole only, remove female flare ring and use punch and die. Easily mounts in our Bench Presses.



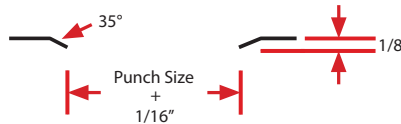
35° Aircraft Punch & Flare Tools



Max Thickness:
 Aluminum 14 Ga (.064")
 Mild Steel 16 Ga (.059")
 Stainless Steel 19 Ga (.040")

Aircraft Punch & Flare Sets		
Size	Part #	Price
1"	1300-030AC35	\$130.00
1-1/4"	1300-031AC35	\$130.00
1-1/2"	1300-032AC35	\$145.00
1-3/4"	1300-033AC35	\$145.00
2"	1300-034AC35	\$155.00
2-1/4"	1300-035AC35	\$155.00
2-1/2"	1300-036AC35	\$155.00
2-3/4"	1300-037AC35	\$170.00
3"	1300-038AC35	\$170.00
3-1/8"	1300-039AC35	\$230.00
3-1/4"	1300-040AC35	\$230.00
3-1/2"	1300-041AC35	\$230.00
3-3/4"	1300-042AC35	\$245.00
4"	1300-043AC35	\$245.00
5"	1300-044AC35	\$300.00
6"	1300-045AC35	\$355.00

Drill a pilot hole for the draw bolt, apply the tool and tighten the bolt for a smooth, flared edge, in one easy step. Punch hole only by removing female flare ring and use punch and die.



Easily mounts in our Bench Presses.

6pc Punch & Flare Set 1" thru 2-1/2" **Model 1300-415 \$780.00**
 (does not include 2-1/4")

7pc Punch & Flare Set 1" thru 3" **Model 1300-412 \$930.00**
 (does not include 2-1/4" or 2-3/4")

9pc Punch & Flare Set 1" thru 3" **Model 1300-414 \$1,120.00**

13pc Punch & Flare Set 1" thru 4" **Model 1300-413 \$2,050.00**
 (does not include 3-1/8")

Punch & Flare / Punch & Bead Cases

- Store your Punch/Flare Tools Safely
- Case Includes Laser Cut Foam
- Keeps Tooling Organized

1" - 3" Punch & Flare/Bead Case
Model 1300-456 \$85.00

1/2" - 2-1/2" Flare Tool Case
Model 1300-450 \$36.00

1-1/4" x 2" - 2 x 3-1/4"
 Oval Punch & Flare Tool Case
Model 1300-455 \$36.00

Does Not Include Punch & Flare / Bead Tools



Dimple Dies, Flare Tools & Accessories

Dimple Dies



- Adds Strength
- 1/4" Radius
- Enhanced Appearance

Max Capacity:
 0.125" Mild Steel
 4130 Chrome Moly

4 Piece Dimple Die Kit
 (1/2", 1", 1-1/2" & 2")
Model # 1310-310 \$370.00

5 Piece Dimple Die Kit
 (1/2", 1", 1-1/2", 2" & 2-1/2")
Model # 1310-311 \$555.00


6 Piece Dimple Die Kit
 (1/2", 1", 1-1/2", 2", 2-1/2" & 3")
Model # 1310-312 \$745.00

7 Piece Dimple Die Kit
 (1/2", 3/4", 1", 1-1/4", 1-1/2", 1-3/4" & 2")
Model # 1310-313 \$545.00

9 Piece Dimple Die Kit
 (1/2", 3/4", 1", 1-1/4", 1-1/2", 1-3/4", 2",
 2-1/2" & 3")
Model # 1310-314 \$940.00

Dimple Dies		
Size	Part #	Price
1/2"	1310-301	\$68.00
3/4"	1310-302	\$68.00
1"	1310-303	\$79.00
1-1/4"	1310-304	\$100.00
1-1/2"	1310-305	\$125.00
1-3/4"	1310-306	\$140.00
2"	1310-307	\$160.00
2-1/2"	1310-308	\$205.00
3"	1310-309	\$235.00

Instrument Gauge Hole Punches



2-1/16" Hole Punch **Model 1300-028 \$120.00**

2-1/4" Hole Punch **Model 1300-026 \$120.00**

2-5/8" Hole Punch **Model 1300-021 \$120.00**

3-1/8" Hole Punch **Model 1300-029 \$130.00**

3-3/8" Hole Punch **Model 1300-030 \$220.00**

(Small Autometer Tachometer)

Capacity :
 Mild Steel 16 Ga

Flare Tools



Max Capacity:
 0.063" Mild Steel



Automotive Flare Sets		
Size	Part #	Price
1/2"	1300-001	\$47.00
5/8"	1300-002	\$47.00
3/4"	1300-003	\$47.00
1"	1300-004	\$47.00
1-1/4"	1300-005	\$47.00
1-1/2"	1300-006	\$53.00
1-3/4"	1300-007	\$53.00
2"	1300-008	\$53.00
2-1/2"	1300-009	\$53.00

Flare tool guide ring centers tooling in your precut hole then draw together with supplied bolt.

- Adds Strength
- Enhanced Appearance

Flare Kit (1/2" thru 2-1/2")
Model 1300-401 \$370.00



#mittlerbros



Triangle Punch & Flares

For Use in Press to Punch Smooth, Flared Triangular Holes in Sheet Metal Panels

- Heat Treated Tool Steel for Long Life
- Includes Drill Template
- Requires Universal Press Block, sold separately

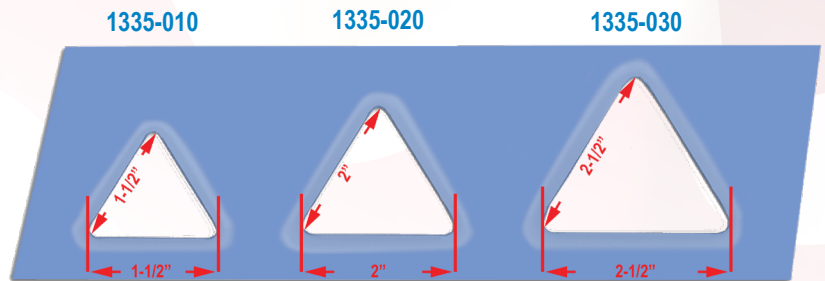
1-1/2"	Model 1335-010	\$470.00
2"	Model 1335-020	\$500.00
2-1/2"	Model 1335-030	\$520.00
3 Punch Kit	Model 1335-100	\$1,465.00

*Kit Includes 3 Punches and 1 Universal Press Block



Universal Press Block
Model 1335-001 \$75.00

Material Thickness Capacity:
Aluminum .060"
Mild Steel .060"
Stainless Steel .040"



Triangle and Oval Punch & Flares

Oval Punch & Flares

For Use in Press to Punch Smooth, Flared Oval Holes in Sheet Metal Panels

- Heat Treated Tool Steel For Long Life
- Includes Drill Template
- Requires Universal Press Block, sold separately

1-1/4" x 2"	Model 1325-010	\$470.00
1-3/4" x 2-3/4"	Model 1325-020	\$500.00
2" x 3-1/4"	Model 1325-030	\$520.00
3 Punch Kit	Model 1325-100	\$1,465.00

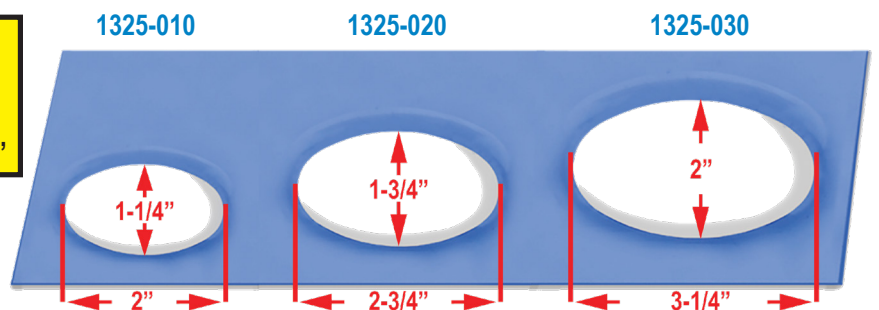
Kit Includes 3 Punches and 1 Universal Press Block



Universal Press Block
Model 1325-001 \$75.00

- Fits All Sizes

Material Thickness Capacity:
Aluminum .060"
Mild Steel .060"
Stainless Steel .040"



Louver Press Kit



Each kit includes:

- 10-Ton Hydraulic Ram
- Die Mounting Plate
- Precision Slide Assembly
- Blueprints, Bill of Materials and Instructions for building a 48" Throat Louver Press Frame.


Maximum Tooling Capacity
3" Punch & Flare
14 Ga Mild Steel

Frame To Be Built
By Customer

Hydraulic Pump
Sold Separately




Frame To
Be Built By
Customer

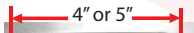


@ BlueJay Murphy

Standard



1", 2", 3"




13/16"

1/2" Radius

1-1/4" Min.

Dome



3"

13/16"

1-1/4" Min.

Accessories



Foot
Operated

- 90 PSI Compressed Air
Air Hydraulic Pump, 10' Hose & Fitting
Model 900-504-10 \$935.00
- Air Hydraulic Pump - **Model 900-504 \$795.00**
6' Hose - **Model 900-505-6 \$105.00**
10' Hose - **Model 900-505-10 \$145.00**
20' Hose - **Model 900-505-20 \$175.00**



Hand
Operated



*Optional Foot
Control

- 115v. 1Ph 60Hz with 10' Operator Cord
Electric Hydraulic Pump, 10' Hose & Fitting
Model 900-508-10 \$2,435.00
- Optional Foot Control **Model 900-508-FC \$275.00**
- Electric Hydraulic Pump **Model 900-508 \$2,295.00**
6' Hose **Model 900-505-6 \$105.00**
10' Hose **Model 900-505-10 \$145.00**
20' Hose **Model 900-505-20 \$175.00**

Accepts Our Bench Press & Louver Press Tooling (pp. 41-43)

Most Tooling mounts for front to back use or rotate 90° for side to side use

<p>1" Radius 3/4" Radius</p> <p>1/4" 1/2"</p> <p>Corner Radius Punch</p>	<p>4-3/8"</p> <p>90° Degree Bend</p>	<p>Corner Punch</p>	<p>6"</p> <p>Shear</p>	<p>Louver Punch / Die</p>	<p>Dzus Punch</p>	<p>Punch & Die Mounting Kit Round, Square & Oblong Punches</p>	<p>Punch & Flare</p>
---	---	----------------------------	-------------------------------	--------------------------------------	--------------------------	---	---




24" Ultimate Box & Pan Brake

Same Great Features of 48" Box & Pan in a Smaller Package

24" Ultimate Box & Pan Brake



24" Straight Brake
1/8" Mild Steel Capacity






24" Box & Pan Brake
Includes 1", 2", 3" (qty. 1)
6" (qty. 3) Upper Fingers

24" of Work Space!

24" 16 Ga Box & Pan Brake w/ Straight Pinch Fingers **Model 2800-24-16 \$2,575.00**


24" 16 Ga Box & Pan Brake w/ Radius Fingers **Model 2800-24-16-R \$2,725.00**

24" 1/8" Straight Brake **Model 2800-24125S \$2,585.00**
(Floor Stand Optional, see page 53)



Ultimate Box & Pan Brake Sample Bends

Just a sample of the hundreds of bends the Ultimate Box & Pan can do!




Double Reverse 90°
Without Bending Side Legs



Triple 90° Radius Bend w/ 90° Reverse Bend
(requires optional radius fingers)



Triple 90° Radius Bend w/ Offset Bend



45° Corner w/ Flanged Lip

48" & 72" Ultimate Box & Pan Brake

48" Ultimate Box & Pan Brake


48" Standard Equipment

Max Capacity for 48"
 16 Ga (.062") Mild Steel
 20 Ga (.0375") Stainless
 12 Ga (.080") Aluminum




1", 2", 3" (qty. 1)
 6" (qty. 7)

Upper Fingers Shown in **Orange**




1", 2", 3", 6" (qty. 1)
 12" (qty. 3)

Bed Fingers Shown in **Yellow**



1", 2", 3", 6", 12" & 24" Apron Angle
 Fingers Shown in **Green**



All Three Types Of Fingers Are
 Removable For Greater Material
 Manipulation

3 Segmented Finger Design
 (Color Added for Clarity)

- Bending Length: 48" w/ 49" of Clearance
- 125° Degree of Bend Max.
- 3-1/2" Depth of Box Max.
- 2" Down leg Max.
- 1-1/2" Lift of Beam Max.
- Front to Rear Adjustment: 1"
- 1/4" Reverse Bend Min. (with 1/4" Apron Fingers)
- Radius Finger Kits Available
- Wrenchless Upper Adjustment

48" 16 Ga Box & Pan Brake with Straight Pinch Fingers **Model 2800-48-16 \$3,950.00**

(Floor Stand Optional, see page 53)



48" 16 Ga Box & Pan Brake w/ Upper Radius Fingers

Model 2800-48-16-R \$4,250.00

(Substituting Straight Pinch Fingers for Radius Fingers of your choice)

(Optional Floor Stand, see page 53)



#boxandpanbrake

72" 18 Ga Box & Pan Brake **Model 2800-72-18 \$6,975.00**

72" 18 Ga Box & Pan Brake w/ Upper Radius Fingers **Model 2800-72-18-R \$7,425.00**

- Bending Length: 72" w/ 73" of Clearance
- Counterweight at each end of Apron
- Includes Floor Stand

Max Capacity for 72"
 18 Ga (.050") Mild Steel
 22 Ga (.031") Stainless
 14 Ga (.064") Aluminum

72" Standard Equipment:
 1", 2", 3" (1 pc / ea.) and 6" (qty. 11) Upper Fingers
 1", 2", 3", 6" (1 pc / ea.) and 12" (qty. 5) Bed Fingers
 1", 2", 3", 6", 12" (1 pc / ea.) and 24" (qty. 2) Apron Angle Fingers



48" @ 680 lbs. with stand
 48" @ 585 lbs. without stand
 Skid Size: 75"L x 35"W x 36"H

72" @ 1275 lbs. with stand
 Skid Size: 88"L x 35"W x 45"H



#mittlerbros




Radius Fingers

Radius Fingers easily exchange for standard Upper Pinch Fingers to create radius bends for making and repairing aircraft, automotive, motorcycle panels and general sheet metal fabrication.

Box & Pan Accessories

Radius	Length	Part #	Price
1/16"	(12")	2800-A255-K12	\$290
1/8"	(12")	2800-A260-K12	\$290
3/16"	(12")	2800-A270-K12	\$290
1/4"	(12")	2800-A280-K12	\$290
5/16"	(12")	2800-A290-K12	\$290

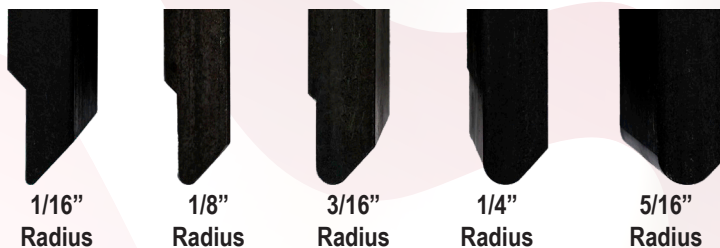


Radius	Length	Part #	Price
1/16"	(48")	2800-A255-K48	\$880
1/8"	(48")	2800-A260-K48	\$880
3/16"	(48")	2800-A270-K48	\$880
1/4"	(48")	2800-A280-K48	\$880
5/16"	(48")	2800-A290-K48	\$880

(radius is measured inside of bend)

Radius	Length	Part #	Price
1/16"	(24")	2800-A255-K24	\$510
1/8"	(24")	2800-A260-K24	\$510
3/16"	(24")	2800-A270-K24	\$510
1/4"	(24")	2800-A280-K24	\$510
5/16"	(24")	2800-A290-K24	\$510

Upper Radius Finger Kits
12", 24", 36", 48", 60" or 72" Available



1/16" Radius

1/8" Radius

3/16" Radius

1/4" Radius

5/16" Radius


Reverse Apron Fingers

Reverse Apron Fingers are easily exchanged for the standard Apron 3" Wide Angle Fingers to allow extremely tight 1/4" or 1/2" reverse bends for creating air boxes, instrument panels, interior panels, etc.

Size	Length	Part #	Price
1/4" Thick	(12")	2800-A151-K12	\$240
1/2" Thick	(12")	2800-A150-K12	\$240

Size	Length	Part #	Price
1/4" Thick	(24")	2800-A151-K24	\$360
1/2" Thick	(24")	2800-A150-K24	\$360

Size	Length	Part #	Price
1/4" Thick	(48")	2800-A151-K48	\$590
1/2" Thick	(48")	2800-A150-K48	\$590



Reverse Apron Finger Kits
12", 24", 36", 48", 60" or 72" Available



Reverse Inside Door Flange

See our website or call for additional kit information and pricing

Pinch Fingers

Upper Pinch Fingers easily exchange for Radius Fingers to create radius bends.

24" Solid Pinch Finger **Model 2800-A250-24 \$325.00**

24" Wide Leaf Angle Kit **Model 2800-A170-24 \$195**

24" Wide Leaf Finger Kit **Model 2800-A160-K24 \$195**

24" Wide Bed Finger Kit **Model 2800-A050-K24 \$175**

Upper Pinch Finger Kits

12", 24", 36", 48", 60" or 72" Available

For use with 24" Box & Pan Brake for additional bending capacity

See our website or call for additional kit information and pricing

Length	Part #	Price
(12")	2800-A250-K12	\$205
(24")	2800-A250-K24	\$360
(48")	2800-A250-K48	\$615




Box & Pan Accessories

Back Gauge kit




Apron Stop



Heavy Duty Stand

Sets Working Height to 38"



Brake Stand Shelf

Offered for 24" and 48" Stands

Heavy Duty Floor Stand for 48" Box & Pan Brake **Model 2800-400 \$310.00**

Heavy Duty Floor Stand for 24" Box & Pan or Straight Brake **Model 2800-420 \$265.00**

Apron Stop **Model 2800-A360 \$105.00**

Back Gauge Kit **Model 2800-A350-K \$105.00 (Pair)**

Full Length Radius Bar for 48" **Model 2800-A300-48 \$315.00**

Full Length Radius Bar for 72" **Model 2800-A300-72 \$370.00**

Casters (2 Swivel, 2 Fixed) with Mount Bars & Hardware **Model 2800-A420 \$105.00**

Brake Stand Shelf 48" **Model 2800-405 \$115.00**

Brake Stand Shelf 24" **Model 2800-425 \$85.00**



Digital Angle Gauge w/ Level

See pg. 17 for more info



Box & Pan Accessories

22 Gauge Straight Brake

Ideal For .040 Aluminum Body Fabrication

The MB 22 Gauge Brake is designed for race car body fabrication. Our design is not only economical, but also includes some of the same quality features of our Ultimate Box & Pan Brake. The 72" & 96" Brakes include legs. The 96" includes 1/2" Upper Radius Bar. The Upper Radius Bar is optional on the 72", (mounting holes are pre drilled in 72" brake)

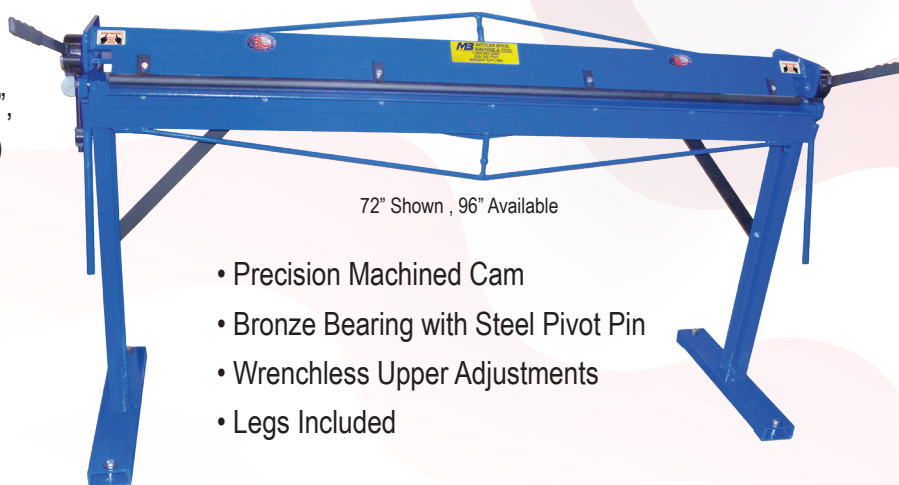


#sheetmetalbrake

72" 22 Gauge Straight Brake **Model 2800-7222S \$1,575.00**

72" Radius Bar (Optional) **Model 2800-A310-72 \$160.00**

96" 22 Gauge Straight Brake **Model 2800-9622S \$2,195.00**



72" Shown, 96" Available

- Precision Machined Cam
- Bronze Bearing with Steel Pivot Pin
- Wrenchless Upper Adjustments
- Legs Included

Max Capacity:
22 Ga (.030") Mild Steel
18 Ga (.040") Aluminum



Foot Shears

Ideal for the Body Fabricator

Foot Shears




Optional Back Gauge Kit

- Precision Machined Steel Table
- Available in 72" Cut w/ 72" Table or 52" Cut w/ 52" Table
- Reversible Blades for Extended Life
- Adjustable Blade Clearance for Maximum Versatility
- Engraved Scale

52" 16 Ga Foot Shear **Model 3000-52-16 \$3,990.00**

Back Gauge Kit for 52" Foot Shear **Model 3000-52-200 \$395.00**

52" Foot Shear Max Capacity
 16 Ga (.059") Mild Steel
 12 Ga (.080") 6061 Aluminum
 24 Ga (.025") Stainless



52" @ 950 lbs.
 Skid Size: 69"L x 47"W x 52"H
 72" @ 1,200 lbs.
 Skid Size: 89"L x 47"W x 50"H

72" Foot Shear Max Capacity
 24 Ga (.024") Mild Steel
 18 Ga (.040") 6061 Aluminum

72" Foot Shear **Model 3000-72-24 \$6,250.00**

Back Gauge Kit for 72" Foot Shear **Model 3000-72-200 \$415.00**



Pneumatic Shear

Coming Soon!




Foot Shears

- 52" Width of Cut
- Precision Machined Steel Table
- Reversible Blades for Extended Life
- Engraved Scale
- Adjustable Blade Clearance for Maximum Versatility
- Air Operated Foot Control
- Shear Metal Effortlessly

Pneumatic Shear Retrofit Kit

- Includes All Components To Turn Your Existing 3000-52-16 Stomp Shear Into a Pneumatic Shear
- Minimal Modifications Required



Retractable Support Arms

Model 3000-100 \$90.00





Beverly Throatless Shears

The Original Beverly Shear Now Manufactured By
Mittler Bros. Machine & Tool

Hand Shears

Beverly Shear

MANUFACTURED BY

MB MITTLER BROS.
MACHINE & TOOL



Throatless shears are ideal for all-purpose metal cutting tools

They permit any desired cut in heavy gauge materials while still handling lighter gauges without distortion.

B1 Beverly Throatless Shear **Model 3600-B1 \$725.00**

- 14 Ga mild steel capacity
- 18 Ga stainless steel capacity
- 18" height (less handle)
- 4-1/4" blade length

B2 Beverly Throatless Shear **Model 3600-B2 \$995.00**

- 10 Ga mild steel capacity
- 14 Ga stainless steel capacity
- 15" height (less handle)
- 4-3/8" blade length

B3 Beverly Throatless Shear **Model 3600-B3 \$1,445.00**

- 7 Ga mild steel capacity
- 10 Ga stainless steel capacity
- 15" height (less handle)
- 5-5/8" blade length



B1 Replacement
Blade Set

Model 3600-B1-100 \$115.00



B2 Replacement
Blade Set

Model 3600-B2-100 \$148.00



B3 Replacement
Blade Set

Model 3600-B3-100 \$207.00

Beverly Slitting Shears

Equipped with High Carbon, High Chrome Blades

Hand Shears



SS2 Beverly Slitting Shear

Model 3600-SS2 \$415.00

- 10 Ga mild steel slitting capacity
- 3/16" mild steel trimming capacity
- 3/16" x 2" bar stock capacity
- 8" height (less 20" handle)
- 3-1/2" blade length
- 14 Ga stainless capacity



SS3 Beverly Slitting Shear

Model 3600-SS3 \$590.00

- 3/16" Ga mild steel slitting capacity
- 1/4" mild steel trimming capacity
- 1/4" x 2" bar stock capacity
- 13" height (less 30" handle)
- 4-1/4" blade length
- 10 Ga stainless capacity



SS2 Replacement
Blade Set
Model 3600-SS2-100 \$172.00



SS3 Replacement
Blade Set
Model 3600-SS3-100 \$170.00



Beverly Stand
Model 3600-400 \$225.00

Blade Sharpening Services

- B1 Throatless Shear Blade Sharpening (Set) Model 3600-B1-105 \$60.00
- B2 Throatless Shear Blade Sharpening (Set) Model 3600-B2-105 \$70.00
- B3 Throatless Shear Blade Sharpening (Set) Model 3600-B3-105 \$85.00
- SS2 Slitting Shear Blade Sharpening (Set) Model 3600-SS2-105 \$63.00
- SS3 Slitting Shear Blade Sharpening (Set) Model 3600-SS3-105 \$67.00




Power Hammer

New Stronger Arm Design Allows User to Fill Arms with Sand or Shot for Increased Vibration Dampening. Shaping, Shrinking & Stretching and Soft Dies allow you to create compound shapes quickly and easily. The upper hammer stroke is adjustable to help produce the general shape and complete the finish work as well. A leather strap & leaf spring support the upper die assembly, which provides a cushioned blow that closely simulates shaping metal with a bossing mallet and shot bag. Allowing a more controlled movement of the metal, unlike other methods, which use metal to metal dies.

Power Hammer

Throat Depth: 26"
1 Horsepower Motor
Approx 900 Blows per Minute
Based on 60 lb. Yoder M2 Hammer

*Call for a Truckline Shipping Quote



@krs_idaho

#powerhammer

~52 3/8"



* Double Headed Power Hammer

Model 4200-100-VS \$18,345.00

Two Variable Speed Power Hammer Assemblies Mounted on Fabricated Upper & Lower Arm Weldments, Assembled & Mounted on Pedestal, Adjustments & Calibrations Properly Set, Factory Tested

* Single Head Variable Speed Power Hammer

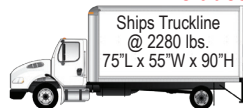
Model 4200-150-VS \$10,885.00

One Variable Speed Power Hammer Assembly Mounted on Fabricated Upper & Lower Arm Weldments, Assembled & Mounted on Pedestal, Adjustments & Calibrations Properly Set, Factory Tested

Includes 1 Upper Flat Die & 1 Lower Radius Die



Includes 1 complete set of Power Hammer Dies (8 Dies).



Power Hammer Dies

Machined from High Quality Tool Steel for Long Life




(A) (B) (C) (D) (E) (F) (G) (H)

* Complete Die Set Included with Double Headed Power Hammer Model #4200-100
\$2,475 if Purchased with Single Head Power Hammer Model #4200-150

Power Hammer Dies		
Die Type (Location)	Part #	Price
A Flat (Top)	4200-602-F	\$210
B 4" Radius (Bottom)	4200-602-4	\$210
C 6" Radius (Bottom)	4200-602-6	\$210
D 12" Radius (Bottom)	4200-602-12	\$210
E 24" Radius (Bottom)	4200-602-24	\$210
F Stretching Set (2 Pieces)	4200-600-ST	\$910
G Shrinking Set (2 Pieces)	4200-605-SH	\$910
H Soft Set (2 Pieces)	4200-603-SD	\$300
Complete Die Set (All Dies Listed Above)	4200-600	\$3,160*
Blank Die	4200-601	\$120

Power Hammer



* Power Hammer Pedestal
Model 4200-400 \$3,465.00
12" x 12" x 84" High Quad-Tube mounted on a 4'x4'x1" Thick Base Plate. Pedestal is pre drilled with Support Arm Mount Holes.
(Power Hammer Kit & Arms Not Included in Price)

Power Hammer


Power Hammer - Single Head Kit

Model 4200-200-VS \$4,065.00

Includes: Ram, Anvil, Flywheel, Spring & Belting, 1 HP Motor, 3" Motor Pulley, 6" Motor Pulley, Rod End Bearings (2), Pillow Block Bearing(2), All Hardware & Belt, 1 Upper Flat Die & 1 Lower Radius Die

(Customer must provide Upper & Lower Arm Weldments, and Pedestal)

Choose Radius Die: 4,6,12,24



Fabricated Arms

Model 4200-300 \$3,295.00

Upper & Lower Arm Weldment designed to support Mittler Bros. Power Hammer Kit

(Power Hammer Kit Not Included in Price)



@gtmetalworks

Upper & Lower Arm Weldment and Pedestal Drawings


Model 4200-410 \$220.00 (Drawings Only)

Drawings Included with any of the Power Hammer Kits



Bench Mount English Wheel

English Wheels



- 26-1/2" Deep Throat
- 17-1/2" from Bottom frame to Top of Anvil Wheel
- 2-1/2" OD - 2" Wide Flat Top Anvils - Quantity: 6
- 7" OD x 2" Wide Top Wheel
- Rugged 3" x 4" x 1/4" Tube Construction
- Adjustable Anvil Wheel Angle
- Kick Wheel Manual Pressure Adjustment
- Cam Action Release on Top Wheel for Quick & Easy Anvil Change-Out
- Ships UPS - 2 Boxes (129 Lbs. & 38 Lbs.)
- Full Radius Anvil Wheels Available (see pg. 60)

Standard Bench Mount Welded English Wheel Model 2900 \$1,725.00
Completely finished, as shown

Unwelded Bench Mount English Wheel Kit Model 2900-K \$1,450.00
Unwelded kit includes all machined parts, top wheel assemblies, 6 anvils wheels, cut to length frame material, detailed step by step instructions and blueprints.

Max Capacity:
16 Ga (.059") Mild Steel
10 Ga (.100") Soft Aluminum

Radius Gauge



Ideal for use in confirming outside radius points on panels or to aid in the layout of templates, bucks and forms. They also allow checking English wheel, planishing hammer and calibration die shapes.

- 11 Radius Measurements
- Measures Radiused Parts or Tools
- Made in the USA

Radius Gauge Model 2900-400 \$22.00

Floor Stand (for model 2900)



Optional Floor Stand with Locking Casters Model 2900-300 \$395.00

English Wheel Rubberband



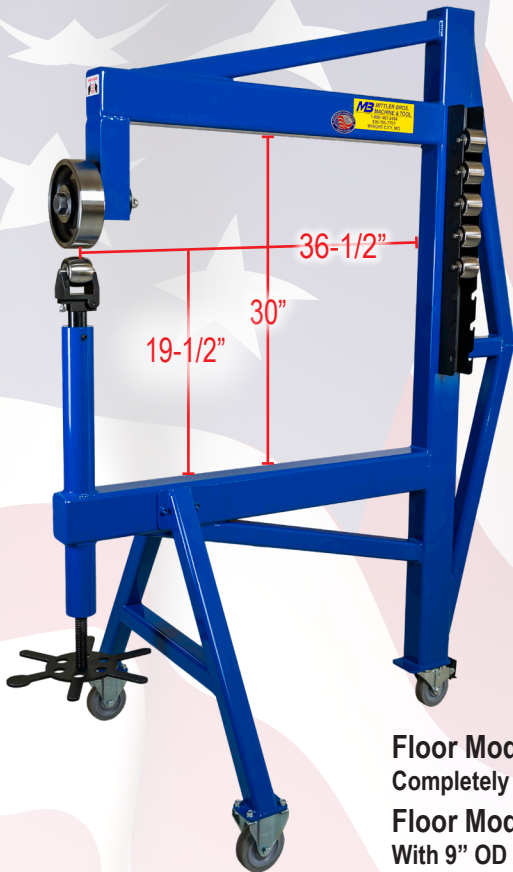
These bands allow you to form metal quicker and have more control your English Wheel. Transfer energy across the work surface under light pressure which enables more material forming per pass.

2" x 7" OD Urethane Rubberband Model 2900-550 \$18.50
* Other Sizes Available Online



Floor Model English Wheel

A Rugged, Robust Machine for the Metalworking Professional



- Free Standing
- 72" Overall Height
- 50" Overall Depth
- 36-1/2" Deep Throat
- 30" Throat Height
- 2-1/2" OD x 2" Wide Flat Top Anvil Wheels - Quantity: 6
- 7" OD x 2" Wide Upper Wheel
- Built in Anvil Wheel Holder
- Rugged 3" x 4" x 1/4" Tube construction
- Adjustable Anvil Wheel Angle
- Cam Action Release on Top Wheel for Quick & Easy Anvil Change-Out
- Kick Wheel Manual Pressure Adjustment
- Casters - 2 Fixed, 1 Swivel with Lock
- Full Radius Anvil Wheels Available (see pg. 60)



#englishwheel

English Wheels

Max Capacity:
16 Ga (.059") Mild Steel
10 Ga (.100") Soft Aluminum



Ships Truck Freight
@ 435 lbs.
48"L x 48"W x 76"H

Floor Model English Wheel Model 4000 \$3,950.00
Completely finished, as shown above

Floor Model English Wheel Model 4010 \$4,500.00
With 9" OD x 3" Wide Upper Wheel & 3" OD x 3" Wide Lower Wheels
* 5 Lower Anvil Wheels do not include 2900-A0 Flat Wheel

Metal Shaper Station

Specifications

Working Height: 47"

Width: 52"

Depth: 55"

Max. Anvil Opening: 1"

Weight: 475 lbs.

Upper Wheel: 2" wide x 4-1/2" Dia.

Rolls: Case Hardened

6 Anvil Wheels Included

2-1/2" Dia x 2" Wide;

2900-A0 = Flat

2900-A1 = 12" Rad w/ 3/4" Flat

2900-A2 = 8-1/2" Rad w/ 1/2" Flat

2900-A3 = 5" Rad w/ 3/8" Flat

2900-A4 = 3-1/4" Rad w/ 1/4" Flat

2900-A5 = 2-3/8" Rad w/ 1/8" Flat



Metal Shaping Work Cell:

- **Hammering / Blocking** to pre-form the custom aluminum or steel parts;
- **Wheeling and raising** metal panels;
- **Shrinking or stretching**;
- **Planishing**; Perfect for motorcycle tanks, hood scoops, fender flares, door skins, etc.

CNC Machined

Heat Treated Steel

Unique Upper Wheel "CAM" Release

Foot Operated

Shrinker / Stretcher

Max Capacity:
16 Ga (.059") Mild Steel
10 Ga (.100") Soft Aluminum



Ships Truck Freight
@ 665 lbs.
48"L x 48"W x 65"H

Metal Shaper Station Model 3200 \$5,885.00

Complete with Stand, Shrinker / Stretcher Body with Jaws, 6 Lower Anvil Wheels

* Full Radius Anvil Wheels Available (see pg. 60)



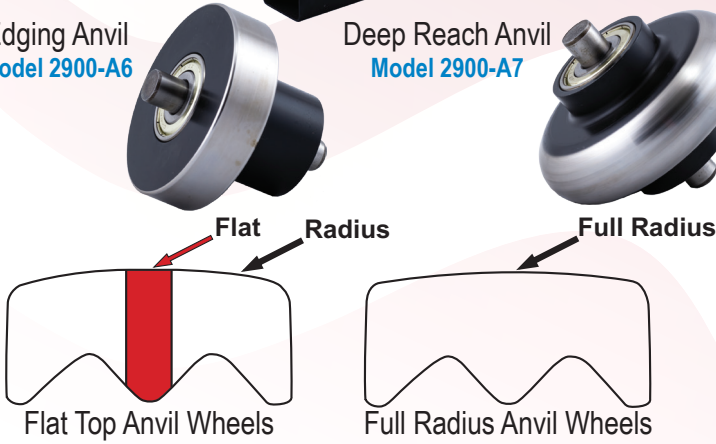
#mittlerbros





Edging Anvil
Model 2900-A6

Deep Reach Anvil
Model 2900-A7



CNC Machined In House / Heat Treated Steel
Hard Turned & Polished After Heat Treat For Concentricity

Anvil Wheels		
2-1/2" Diameter x 2" Wide	Part #	Price
Flat Top	2900-A0	\$100ea
12" Radius w/3/4" Flat Top	2900-A1	\$100ea
8-1/2" Radius w/ 1/2" Flat Top	2900-A2	\$100ea
5" Radius w/ 3/8" Flat Top	2900-A3	\$100ea
3-1/4" Radius w/ 1/4" Flat Top	2900-A4	\$100ea
2-3/8" Radius w/ 1/8" Flat Top	2900-A5	\$100ea
Set of Wheels Above (6 Wheels)	2900-A	\$555
Edging Anvil	2900-A6	\$105ea
Deep Reach Anvil	2900-A7	\$105ea
1.5" Full Radius	2900-1.5R	\$100ea
2" Full Radius	2900-2.0R	\$100ea
3" Full Radius	2900-3.0R	\$100ea
4" Full Radius	2900-4.0R	\$100ea
6" Full Radius	2900-6.0R	\$100ea
12" Full Radius	2900-12.0R	\$100ea
Set of Wheels Above (6 Wheels)	2900-RA	\$555

KEVIN MASSON

Metal Class Shaping

MASTER THE ART OF THE ENGLISH WHEEL

Mittler Bros. Machine and Tool has teamed up with Kevin Masson, who's been specializing in traditional metal shaping techniques for over 30 years, to bring you Metal Shaping Class!

Join us for 2 full course days, where students will fabricate a fully shaped steel panel(s) for a motorcycle gas tank fitted to a wooden buck. The class will focus on the use of the English wheel and other machinery used to shape panels using the roadmap to success. With detailed demonstrations and complete hands on training, students will have the confidence and ability to take a flat piece of metal and produce the desired shape and curvature needed to complete their project. The machinery and tools to be used in this class will consist of bench size English wheels, shrinker-stretchers, bead rollers, beater bag stations with shot bags and mallets.

Enter as any level of metal shaper, and leave with a broader knowledge of how metal moves and is shaped, using the information given on the machinery and the hands-on lessons to build your metal shaping skills. The goal is to accomplish a complete side panel (for beginners) or 2 panels, left and right side (for advanced) fitted to the wooden motorcycle gas tank buck. For the more advanced metal shaper, the focus will be more on perfecting the shaped panels from 80% to 100% with instruction on getting a perfect fit to the buck.

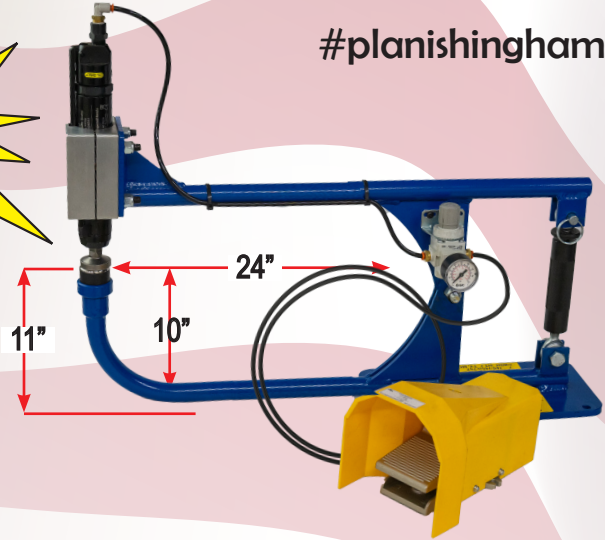

For all related questions or to have your name put on the contact list for class announcements, please e-mail registration@mittlerbros.com!



Planishing Hammers

#planishinghammer

Planishing Hammers



12" Planishing Hammer

Speed up fabrication time on complex multi-form aluminum and steel panels for creating those impossible to find replacement parts.

- 4600 Hits Per Minute @ 90 PSI
- Adjuster Sets Load Force
- Quick Release Pin For Fast Anvil Changes
- Foot Pedal Control for Hands Free Operation


24" Planishing Hammer

- 12" & 24" Throat Depth Available
- Billet aluminum hammer mounting block eliminates all slippage
- Adjustable Air Regulator



12" Planishing Hammer with 9 Radius Steel Anvils **Model 2700 \$1,225.00**

24" Planishing Hammer with 9 Radius Steel Anvils **Model 2700-24 \$1,395.00**



Planishing Hammer Anvil Holder

Mounts to 3100-100 table and holds full set of Anvils

Model 2700-AR \$47.00

(anvils not included)



180° Bend Produced Using
Stretcher Die # 2700-024



Urethane Upper Anvil
Model 2700-518 \$85.00



Optional Floor Stand
w/ Locking Casters
Model 3100-100 \$295.00

Capacity
18 Ga (.048") Mild Steel
13 Ga (.062") Soft Aluminum (1100/3003)


Planishing Hammer Anvils		
Description	Part #	Price
3/4" Radius	2700-010	\$53.00
1-1/2" Radius	2700-011	\$53.00
2" Radius	2700-012	\$53.00
3" Radius	2700-013	\$53.00
4" Radius	2700-014	\$53.00
6" Radius	2700-015	\$53.00
8" Radius	2700-016	\$53.00
12" Radius	2700-017	\$53.00
Flat	2700-018	\$53.00
Complete 9 Pc. Set	2700-100	\$395.00
Stretcher Die	2700-024	\$100.00
Upper Anvil Head	2700-516	\$73.00
Urethane Upper Anvil	2700-518	\$85.00

Power Shrinker-Stretcher

Model 560.....\$925.00
(Complete as shown)

- Perfect for curved angles and channels
- 80–120 PSI air pressure at 20 CFM
- Speed adjustable air cylinder
- Easy switch over with quick release pin
- Foot pedal control leaves both hands free to guide work and both feet on the floor
- Rugged welded and coated frame

Shrinker / Stretcher



Standard Power Kit Only
Model 560-NB \$550.00
(Complete as shown)

Max Capacity
18 Ga (.047") Mild Steel
14 Ga (.064") Aluminum
19 Ga (.043") Stainless



@willomet_motor_and_fab

Hand Held Shrinker / Stretcher


- Shrink in place without removing work piece
- Works great on large panels to prevent distortion
- Model 590 Includes Standard Shrinker / Stretcher Dies

Standard Hand Held Shrinker / Stretcher
Model 590 \$675.00



Max Capacity
20 Ga (.035") Mild Steel
16 Ga (.050") Aluminum

Max Capacity
18 Ga (.047") Mild Steel
14 Ga (.064") Aluminum



Heavy Duty Hand Held Shrinker / Stretcher
Model 595 \$1,050.00
(Jaws not included)

Jaw Sets for Model 595

- | | | |
|------------------------------|---------------|----------|
| Shrinker Jaw Set (Steel) | Model 570-200 | \$585.00 |
| Stretcher Jaw Set (Steel) | Model 570-210 | \$585.00 |
| Shrinker Jaw Set (Aluminum) | Model 570-220 | \$585.00 |
| Stretcher Jaw Set (Aluminum) | Model 570-230 | \$585.00 |

Shrinker / Stretcher

Made In The USA By Lancaster

Foot Operated Stand

Use your foot to control the machine, leaving your hands free to move the metal

Shrinker / Stretcher Kit w/ Foot Operated Stand

Model 550-FSK **\$755.00**

(Shrinker, Stretcher & Stand Included in Price)



Stand Only

Model 550-FS **\$375.00**

(Shrinker / Stretcher Not Included in Price)



Shrinker / Stretcher

Shrinker / Stretcher Set



Model 550-STSH **\$425.00**

(1 Shrinker Body w/Jaws, Handle & 1 Stretcher Body w/ Jaws, Handle)

Individual Bodies

Shrinker Body Model 550-MSHR **\$220.00**

(1 Shrinker Body w/Jaws & Handle)

Stretcher Body Model 550-MSTR **\$220.00**

(1 Stretcher Body w/Jaws & Handle)

Combo Shrinker / Stretcher Set



Combo Shrinker & Stretcher

Model 550-CU **\$330.00**

(1 Body with one set of shrinker jaws & one set of stretcher jaws)

Replacement Jaw Sets

Stretcher Jaw Set Model 550-512 **\$130.00**

Shrinker Jaw Set Model 550-511 **\$130.00**



Floor Stand


Floor Stand
with Locking Casters
Model 3100-100 **\$295.00**



CLECO Pliers

Handy tool for sheet metal and body fabrication. Simply drill the hole then apply the spring loaded CLECO to hold your work in place.

Model MB-TP74 \$10.50



CLECO Kits

40 CLECOS & 1 Pliers - either size.




1/8" Cleco Kit MB-102 \$45.00

3/16" Cleco Kit MB-103 \$45.00



Individual CLECOS

Dia.	Drill Size	Price
1/8"	#30 MB-102-S	\$.90
3/16"	#10 MB-103-S	\$.90



20 Hole Adjustable Rivet Spacer

Uniform spacing of rivets, bolts, nails, etc. Unique fan design expands to 36". Equally spaces up to 20 holes between two given points. Made of 301 stainless steel.

Model MB-12-11700 \$46.50

High Capacity Offset Snips

Red Handle

Cuts left and straight

Model MB-TP904L \$45.00



Green Handle

Cuts right and straight

Model MB-TP904R \$45.00



18 Gauge mild steel capacity.

Ergonomic handle design.

Alloy steel jaws with grooved tips and serrated upper jaws for optimal performance.

Side Grip Clamps

Side Grip Clamps are designed to clamp at the edge of the work area. Ideal for holding work pieces of all types, particularly during bonding, sealing or gluing operations. Plier-operated, Spring loaded, Constant clamping force.

Use MB-TP74 installation tool.

Clamping Capacity (gap) 1/2"

Effective Body Depth (reach) 1"

Body Length 2-3/16"

Model MB-TP125SG \$3.35



Swivel Riveting Tool

Rotates 360° and rivets in any position.

High leverage handles for added power.

Hardened steel construction for long life.

Extended nose for hard to reach places.

Will pull 3/32", 1/8", 5/32" & 3/16" rivets.

Model MB-TP844 \$90.00



Hand Seamer

1.5 lbs.

Wide, deep jaws machined for smooth parallel fit.

Forms precise folds and seams.

1" Deep x 3-1/2" wide throat.

Model MB-TP44 \$50.00



Air Rivet Gun

Lightweight, heavy-duty professional

Sets 3/32", 1/8", 5/32", 3/16" steel and aluminum blind rivets without adjustments by changing the nose bushing.

Model 62780 \$190.00



Offset Hand Seamer

1.25 lbs.

Offset design allows for additional leverage.

1-1/4" deep x 3-1/8" wide throat.

Forged steel design.


Model MB-TP44-0 \$89.00



Metal Forming Hand Tools

Soft Face Dead Blow Hammers

These handy plastic mallets are some of our favorites and make a great addition to any home workshop or full-time metal shop.



21 oz	Model MB-TC1	\$24.00
26 oz	Model MB-TC2	\$27.00
45 oz	Model MB-TC3	\$37.00

- One Piece Urethane Construction.
- No Exposed Metal on Handles or Heads

Metal Forming Hand Tools

Bossing Mallets

Extra deep reach makes them a "must have" for all types of metal work projects. Each mallet also has two radii for added usefulness and practicality.



1.5 Lbs.	Model MB-TCBM1	\$43.00
2.3 Lbs.	Model MB-TCBM2	\$48.00
3 Lbs.	Model MB-TCBM3	\$58.00
3 Pack (# 1,2,3)	Model MB-TCBM4	\$135.00



Straight "T" Dollies

These handy T-Dollies can be used to form flanges and edges by hammering (with hammer or wood slapper) the metal over the rounded dolly. T-Dollies can be hand held or placed in a vise.

1/2" x 4"	Model MB-TPA5518	\$43.00
3/4" x 6"	Model MB-TPA5519	\$51.00
1" x 8"	Model MB-TPA5520	\$59.00



Slappers

Metal shapers know that wood slappers of various shapes, although a seemingly simple tool, quickly become valuable assets in any metal shop.

Flat	Model MB-FFS01	\$65.00
Curved	Model MB-CFS01	\$67.00
Round	Model MB-RBS01	\$77.00

Wooden Mallets

A good, all-purpose tool to have in your arsenal. Use a disk sander to easily customize one or both mallet heads to suit the job at hand, or leave as is.



Small 2-1/2" dia	Model MB-SUM00	\$45.00
Medium 2-3/4" dia	Model MB-MUM00	\$50.00
Large 3" dia	Model MB-LUM00	\$52.00



Shot Bag

Our bags have a suede outer finish and a tanned inner surface for blemish-free metal work.


(Shot Not Included)

12" Model MB-LSB12 \$58.00



#mittlerbros







ATS Rivet Gun

Features a feather-light throttle that's so controllable, you can safely drive a 3/32" rivet. The new 2602A is engineered with your safety in mind by adding an ergonomic, vibration-reducing rubber grip that significantly reduces the hand-numbing effects of vibration shock.

- ATS Rivet Gun **Model MB-2602A \$170.00**
- Flat Rivet Set (3/32, 1/8, 5/32, 3/16 sizes) **Model MB-120 \$40.00**
- Offset Rivet Set (3/32, 1/8, 5/32, 3/16 sizes) **Model MB-121 \$40.00**




Rivet Start-Up Kit

Our Rivet Start-Up Kit features everything you need to get started! Kit includes: ATS Rivet Gun, Rivet Anvil, Bucking Bar and your choice of 1/8" or 3/16" Universal Head Aluminum Rivets (1/4 lb bags of 1/4", 3/8" and 1/2" length).

- 1/8" Aircraft Rivet Start-Up Kit **Model MB-RIVKIT-125 \$245.00**
- 3/16" Aircraft Rivet Start-Up Kit **Model MB-RIVKIT-187 \$245.00**

Steel Bucking Bar Set (4 PCS)



Set includes four of the most popular bucking bar sizes: 142, 147, 148 and 149. Steel construction.

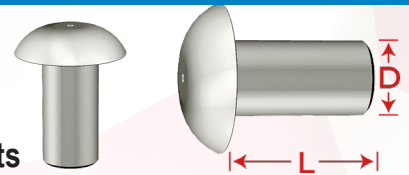
Model MB-4PC \$83.00

Universal Head Aluminum Rivets

- 1/4 LB

Solid Aluminum.

\$12.00 per Bag



Dimensions	Part #	(approx)Qty
1/8" D x 1/4" L	MB-MS20470-4-4	382
1/8" D x 3/8" L	MB-MS20470-4-6	310
1/8" D x 1/2" L	MB-MS20470-4-8	260
3/16" D x 1/4" L	MB-MS20470-6-4	150
3/16" D x 3/8" L	MB-MS20470-6-6	117
3/16" D x 1/2" L	MB-MS20470-6-8	100



ATS Rivet Squeezer

TS Pro Series Rivet Squeezer will safely squeeze aluminum rivets up to 5/32" diameter (up to 1/8" dia steel rivets). The unibody handles are forged from a single billet of steel and precisely machined, making them extremely strong and resistant to breakage. The yoke is made of the highest quality tool steel and hardened to resist flex under stress. An adjustable ram eliminates the need for shims. 1" Yoke.

Model MB-ATRSR-1 \$110.00



Squeezer Set Mix - 6 Pieces

Available in 1/8" and 1/4" Body Lengths

Includes 3/32", 1/8", 5/32" and 3/16" universal head sets plus 2 flush sets.

Standard 187 shank

- 1/8" Body Length **Model MB-3456-1 \$34.00**
- 1/4" Body Length **Model MB-3456-2 \$34.00**



Heavy Duty Rivenut Kit

Includes tool, nosepiece and mandrels in sizes 6-32, 8-32, 10-24, 1/4-20, 10-32, 5/16-18 & 3/8-16. Industrial strength rivenut tool is made from forged steel to withstand hard use. Unique design allows mandrels to be replaced quickly and easily.

Heavy Duty Rivenut Kit Model **MB-39313 \$140.00**

Aluminum Rivenuts



- Rivenut 6-32 Pack of 10 **MB-RIVNUT-6 \$4.35**
- Rivenut 8-32 Pack of 10 **MB-RIVNUT-8 \$4.75**
- Rivenut 10-32 Pack of 10 **MB-RIVNUT-10 \$5.40**

Impala Front Hubs

Direct Replacement - Ideal For Race Cars

5 X 5 Bolt Pattern

7" Diameter Provides Proper Wheel Support

Uses Rotor Adapter Plate To Eliminate Brake Hat

Hubs Include 5/8" Short Studs, Races & Dust Caps.

Please Specify Coarse Or Fine Studs. Other options available on pg. 68



11-1/2 lbs.
Complete


Model 1400-IMPS

Fits '70 to '76 Spindles



9 lbs.
Complete

Model 1400-IMP1S



Impala Spindle Pin Model 550-FS

\$75.00

Impala Front Hubs & Parts		
Description	Part #	Price
Steel Front Hub 9 Lbs.	1400-IMPS	\$150.00
Steel Hub for #1 or #2 Spindle	1400-IMP1S	\$150.00
Aluminum Front Hub 7 Lbs.	1400-IMPA	\$215.00
Inner Bearing (LM48548)	1400-530	\$18.50
Inner Race (LM48510)	1400-508	\$12.50
Outer Bearing (LM12649)	1400-529	\$16.00
Outer Race (LM12610)	1400-507	\$9.25
Seal (19753)	1400-522	\$6.50

Front Hubs

Grand National Front Hubs

Race Proven

5 X 5 Bolt Pattern

7" Diameter Provides Proper Wheel Support

Uses Rotor Adapter Plate To Eliminate Brake Hat



Fits SCP GN
Front Spindle

5 x 5 Front Hubs & Parts		
Description	Part #	Price
Steel Front Hub	1400-5x5S	\$150.00
Aluminum Front Hub	1400-5x5A	\$215.00
Inner Bearing (3383)	1400-516	\$68.00
Inner Race (3320)	1400-518	\$38.50
Outer Bearing (2687)	1400-517	\$69.25
Outer Race for Steel Hub (2630)	1400-519	\$71.00
Outer Race for Aluminum Hub (2620)	1400-520	\$49.50
Seal (23666)	1400-521	\$28.00

Hubs Include 5/8" Short Studs, Races & Dust Caps. Please Specify Coarse Or Fine Studs Other options available on pg. 72.

Rotor Adapter Plates



Rotor Adapter Plates		
Description	Part #	Price
8 Hole Aluminum on 7" Bolt Circle 1-1/4 lbs.	1400-003-A	\$36.00 ea
8 Hole Steel on 7" Bolt Circle 3 lbs.	1400-003-S	\$36.00 ea
10 Hole Aluminum on 6.8" Bolt Circle	1400-002-A	\$36.00 ea
10 Hole Steel on 6.8" Bolt Circle	1400-002-S	\$36.00 ea
6 Hole Aluminum on 6.25" Bolt Circle	1400-065-A	\$36.00 ea

67



#mittlerbros






Complete Rear Hub Kits

All Complete Hub Kits are for One Wheel and Come Complete, as Listed Below

Rear Hubs




- Hub with Races and Studs Installed
- Bearings
- Hub Seal and Axle Seal
- Spindle Nut and Lockwasher
- Hub Cap with Screws and O-Ring
- Steel Rotor Adapter with Bolts
- 6061 Drive Flange with O-Ring & Bolts




@impressive_race_cars (Donnie Jumper)

Complete Rear Hub Kits

Description	Part #	Price
Standard Right Rear Kit (LONG COARSE 5/8" STUDS ARE STANDARD)	1400-402-R	\$375.00
Standard Left Rear Kit (LONG COARSE 5/8" STUDS ARE STANDARD)	1400-402-L	\$375.00
Light Weight Right Rear Kit (LONG COARSE 5/8" STUDS ARE STANDARD)	1400-401-R	\$395.00
Light Weight Left Rear Kit (LONG COARSE 5/8" STUDS ARE STANDARD)	1400-401-L	\$395.00
Steel Drive Flange	(add to Above Price)	\$10.00ea
7075 Aluminum Drive Flange	(add to Above Price)	\$20.00ea



Standard Rear Hubs



8.5 Lbs.
Steel

Hubs Come with Coarse
5/8" Long Studs, Races

- Forged Steel Hub
- Race Proven On Our NASCAR Truck
- Uses Rotor Adapter Plates - Eliminates Brake Hat

Rear Hubs & Parts

Description	Part #	Price
5x5 Steel Rear Hub 8.5 Lbs.	1400-5x5RS	\$165.00
5x5 Aluminum Rear Hub	1400-5x5RA	\$250.00
Inner / Outer Race (L610510)	1400-502	\$8.75
Inner / Outer Bearing (L610549)	1400-501	\$17.25
Axle Seal (SCP-50395)	1400-511	\$3.75
Hub Seal (SCP-2168)	1400-510	\$5.25

Light Weight Rear Hubs



6 Lbs.
Steel

- Ideal for Light Weight Cars
- Reduces Rotating and Unsprung Weight
- Uses Same Drive Plate & Bearings as Grand National Hub, Shown Above

Hubs Come with Coarse
5/8" Long Studs, Races

5x5 Steel Rear Hub With Studs & Races

Model 1400-LWRH..\$185.00 ea

Wheel Studs



Wheel Studs .690" Knurl (length from under head to end)

Description	Part #	Price
5/8" dia x 3-3/4" Long Coarse	1400-527	\$4.60
5/8" dia x 2-3/4" Short Coarse	1400-523	\$3.95
5/8" dia x 3-3/4" Long Fine	1400-526	\$5.60
5/8" dia x 2-3/4" Short Fine	1400-524	\$3.70

Drive Flanges

All Our Drive Flanges Have A 7" OD For Proper Wheel Support Without A Brake Rotor Hat

Standard Drive Flange

- Suitable For Most IMCA Type Cars
- 6061-T6 Aluminum
- Hard Coat Anodized for Wear Resistance
- Best with Limited Power and Tire

6061 Aluminum Drive Flange with Cap, Bolts, O-Rings

Model 1400-033-6061 \$90.00

1.98 Lbs.



Drive Flanges

Ultimate Drive Flange

- 7075-T6 Aluminum
- Ideal for Any Application
- Suitable for High Horse Power and Big Tires
- Hard Coat Anodized for Wear Resistance

5 X 5 (24 SPLINE) 7075 Aluminum Drive Flange w/ Cap, Bolts, O-Rings

Model 1400-033-7075 \$115.00

1.98 Lbs.



Apply High Pressure Lube to Drive Flanges at each Installation. See Page 71

Steel Drive Flange

- Use Where Rules Won't Allow Aluminum
- High Strength Steel

5 X 5 (24 SPLINE) Steel Drive Flange with Cap, Bolts and O-Rings

Model 1400-006 \$105.00

4.72 Lbs.



Bolt Circle Adapters

4 3/4" or 4 1/2" Bolt Circle

Ideal For Street Stock and IMCA Modified Cars. Allows the use of our proven grand national hub. This is just a thick drive flange with a dual bolt pattern, allowing you to use our 5 x 5 hubs with your stock pattern wheels.


Includes Hub Cap and all required hardware

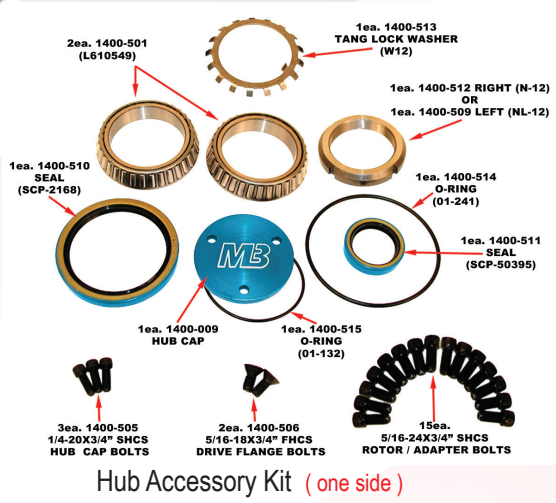
Widens the track by 11/16" per side, over standard Drive Flange

Bolt Circle Adapter Steel Model 1400-017-S \$180.00 ea

Bolt Circle Adapter Aluminum Model 1400-017-A \$180.00 ea

(Specify 4-1/2" or 4-3/4" BC and Stud Type)





GRAND NATIONAL 5X5 HUB PARTS		
Description	Part #	Price
Left Hand 5x5 GN Spindle Nut	1400-539	\$30.00
Right Hand 5x5 GN Spindle Nut	1400-538	\$30.00
Tang Locking Washer	1400-513	\$2.50
Inner / Outer Bearing (#L610549)	1400-501	\$17.25
Inner / Outer Race (#L610510)	1400-502	\$8.75
Hub Seal (SCP-2168)	1400-510	\$5.25
Axle Seal (SCP-50395)	1400-511	\$3.75
O'Ring for Drive Flange (241)	1400-514	\$1.50
O'Ring for Hub Cap (132)	1400-515	\$1.00
Left Hub Accessory Kit	1400-400-L	\$108.00
Right Hub Accessory Kit	1400-400-R	\$108.00
GN Hub Cap with O-Ring and Bolts	1400-009	\$20.00

Grand National Double Spline Axles **\$139.00 ea**
 Specify 28 or 31 Spline

Light Weight Gun Drilled Axles **\$205.00 ea**
 31 Spline Only

Grand National Rear Snout Left Model **800-004-L \$58.00 ea**
 Grand National Rear Snout Right Model **800-004-R \$58.00 ea**



Spindle Nut Socket

- Makes Removal and Installation a Breeze
- Fits 1/2" Drive Ratchet and Has Stainless Drive Pins

#12 Grand National Spindle Nut Model **1400-013 \$60.00 ea**
 #11 Speedway Spindle Nut Model **1400-014 \$60.00 ea**



High Pressure Lube Extend Drive Flange Life!

We have tested the High Pressure Lube and found it to be the Ultimate Lube for high pressure applications. Also works great for spark plugs, aluminum fittings, etc.

We also recommend High Pressure Lube be applied on a regular basis to improve Drive Flange Life.




Model **1400-531 \$18.65**

Seals-it

9" Ford Inner Axle Seal

Billet aluminum seal has three o-rings that seal it to the axle tube and two bonded, heavy duty, neoprene inner seals designed to compensate for any amount of axle run out.



Red Model **AS9188 2.625" OD**
 Gold Model **AS9520 2.500" OD**
 Blue Model **AS9218 2.560" OD**
 Silver Model **AS9125 2.750" OD**

\$68.00 ea.

Rear End Accessories



All housing ends are machined from premium grade mild steel so there is no fear of cracking when MIG welding is used to attach to the housings. All ends are 1" thick, unless stated otherwise.

Early Big Ford Housing Ends. 3.150" Bore 1/2x20 Threaded Holes

Model 1000-260 \$90.00

Early Big Ford Housing Ends. 3.150" Bore, 2" Thick, Uses An Axle Seal, 3/8" Bolt Holes

Model 1000-253 \$90.00


Late **Model Big** Ford (Torino) Housing Ends. 3.150" Bore, 3/8" Holes

Model 1000-254 \$90.00



Symmetrical / Lamb Housing Ends 3.150" Bore, 3/8" Bolt Holes

Model 1000-255 \$90.00



Oldsmobile Housing Ends 3.150" Bore 3/8" Bolt Holes

Model 1000-251 \$90.00



2-1/2" Fill Cap Assemblies
Includes Steel Weld Bung and Aluminum Cap.

Model 1000-302 \$60.00



1-1/4" Fill Cap Assemblies
Includes Steel Weld Bung and Aluminum Cap.

Model 1000-301 \$48.00



1/2" Pipe Threaded Fitting
Are 1/2" High and 7/8" Register Diameter

Model 1000-320 \$5.00



1/8" Pipe Weld Bung and Vent Fitting Work Great For Race Applications

Model 1000-340 \$5.00



Grade 8 Press-In Face Plate Studs for 9" Fords

Set of 10

Model 1000-505-S \$22.00



Precision Laser & Robotic Fabrication. Precision Ground Mounting Surface. Close Fit Axle Tube Sockets. Smooth Back, Great for Street Rods Heavy Duty 3/16" Material **22-3/4" Wide**

"ECONO" 9" Ford Housing (3/16" thick)

Model 1000-509 \$275.00



Smart Tool Not Included

Bolt the plate to the right side third member studs. Use a digital level to set pinion angle.

The MB Pinion Angle Plate is a quick and simple method to check and set pinion angle. Use this when first setting up chassis or making bar changes. Allows you to maintain this critical angle.

Pinion Angle Plate Model 1000-310 \$20.00

Rear End Accessories

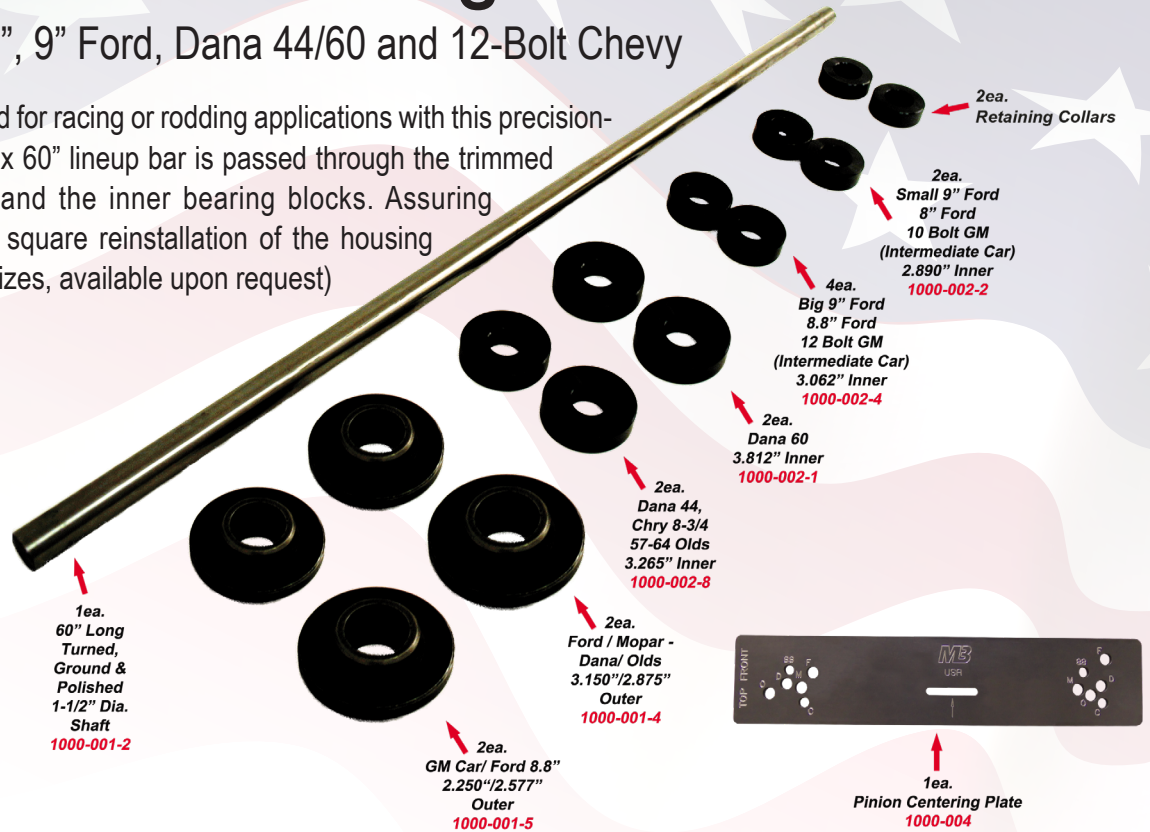




Rear End Narrowing Kits

For 8", 8.8", 9" Ford, Dana 44/60 and 12-Bolt Chevy

Narrow any rear end for racing or rodding applications with this precision-made kit. A 1-1/2" x 60" lineup bar is passed through the trimmed rear-end housing and the inner bearing blocks. Assuring accurate, true and square reinstallation of the housing ends. (Additional sizes, available upon request)



Rear End Narrowing Kits

Rear End Narrowing Kit with 72" Bar, as Described Above, Model 1000-RENK1-72 \$720.00

Optional Outer Line Up Blocks		
Description	Part #	Price
Big Ford / Dana / Olds - 3.150" / 2.875"	1000-001-4	\$130.00
GM Car / Ford 8.8" 2.250" / 2.577"	1000-001-5	\$130.00
GN Floater Snout Alignment Rings (use with 1000-RENK2)	1000-005	\$60.00
Strange Floater Line-Up Pucks 1-1/2" ID	1000-002-9	\$180.00
Strange Floater Line-Up Pucks 1-3/8" ID	1000-002-12	\$180.00
14 Bolt GM & 07-20 Chevy Truck 2.834" OD	1000-002-16	\$130.00
Optional Inner Line Up Blocks		
Dana 60 - 3.812"	1000-002-1	\$105.00
Ford 9", 8" / GM 10 Bolt - 2.890"	1000-002-2	\$90.00
Dana 44 / Olds 57-64 /Chry 8-3/4" - 3.265"	1000-002-8	\$105.00
Ford 9", 8.8" / GM 12 Bolt Car 3.062"	1000-002-4	\$90.00
Tube Line Up Ring for Floater Kit (1000-RENK2)	1000-006	\$90.00
Line Up Puck 14 Bolt Inner 3.543	1000-002-14	\$105.00
Dana 70 Floater Spindle Nut	1000-003-1	\$180.00

Pinion Centering Plate



Use this Precision Machined and Engraved Steel Plate to Locate Your Pinion Centerline when Narrowing a Housing or Checking Offsets. Fits 9" Ford, 8.8" Ford, 12 Bolt Chevy, Dana 60, 8-3/4" Mopar & Oldsmobile.

Pinion Centering Plate Model 1000-004 \$90.00



Retaining Collars Model 1000-511 \$17.50

Custom Line Up Blocks Available Upon Request

1ea. 72" Long Turned, Ground & Polished 1-1/2" Dia. Shaft Model 1000-001-3 \$200.00

Narrowing Kit For 9" Ford Floater Housings (for Mittler Bros. GN Snouts)

Fabricate A Precision Floater Housing, With This Kit That Includes: Inner Blocks To Fit 9" Ford (Specify Size), Tube Alignment Rings To Square Tube With Center, Snout Alignment Rings, 72" Alignment Bar and Pinion Centering Plate.

Floater Rear End Narrowing Kit, as Described Above Model 1000-RENK2 \$550.00





www.mittlerbros.com



1-800-467-2464

Off Road Rear Hub Kits



Off Road Rear Hub Kits		
Description	Part #	Price
5x5-1/2 Right Rear Hub Kit - 40 spl (LONG COARSE 5/8" STUDS ARE STANDARD)	1400-403-R	\$695.00
5x5-1/2 Left Rear Hub Kit - 40 spl (LONG COARSE 5/8" STUDS ARE STANDARD)	1400-403-L	\$695.00
5x5-1/2 Right Rear Hub Kit - 24 spl (LONG COARSE 5/8" STUDS ARE STANDARD)	1400-406-R	\$695.00
5x5-1/2 Left Rear Hub Kit - 24 spl (LONG COARSE 5/8" STUDS ARE STANDARD)	1400-406-L	\$695.00

Off Road Spindle Snout		
Description	Model	Price
Off Road 4130 Snout, Left	Model 800-005-ML	\$150.00
Off Road 4130 Snout, Right	Model 800-005-MR	\$150.00

Rotor Adapter Plates		
Description	Part #	Price
8 Hole Steel on 7" Bolt Circle 3 lbs	1400-003-S	\$36.00 / ea
10 Hole Steel on 6.8" Bolt Circle	1400-002-S	\$36.00 / ea
Rotor Bolt Kit 18 pcs	1400-505-18	\$8.00

5x5-1/2 Steel Drive Flange		
Description	Part #	Price
24 Spline Steel Drive Flange	1400-043-24	\$200.00
40 Spline Steel Drive Flange	1400-043-40	\$210.00

Off Road 5x5-1/2 Hub Parts		
Description	Part #	Price
Rear Hub 5x5-1/2 Standard Steel with Races & Long Course 5/8" Studs	1400-052	\$180.00
Bearing #L610549 - Timkin	1400-536	\$170.00
Bearing Race #L610501 - Timkin	1400-537	\$68.00
#12 Spindle Nut with Lock ring - Right Hand Thread	1400-538	\$29.00
#12 Spindle Nut with Lock ring - Left Hand Thread	1400-539	\$29.00
O-Ring for Drive Flange to Hub - Large	1400-514	\$2.00
Seal - Hub	1400-510	\$5.25
Seal - Axle	1400-511	\$3.75
O-Ring for 40 Spline Hub Cap 01-135	1400-535	\$1.00
O-Ring for 24 Spline Hub Cap 01-132	1400-515	\$1.00
Rear Dust Cap with bolts & O-Ring - 40 Spline	1400-054	\$20.00
Rear Dust Cap with bolts & O-Ring - 24 Spline	1400-009	\$20.00
Left Hub Accessory Kit - 40 Spline	1400-404-L	\$210.00
Right Hub Accessory Kit - 40 Spline	1400-404-R	\$210.00
Left Hub Accessory Kit - 24 Spline	1400-405-L	\$210.00
Right Hub Accessory Kit - 24 Spline	1400-405-R	\$210.00

Off Road Housings & Hubs



@marsfab_offroad






Industrial Design & Build




Industrial Design & Build

In today's market, quality, cost and throughput have become the most important factors in industrial manufacturing. We have a team of well trained American engineers and fabricators working every day to make each project a success. Increase production speed and enhance your efficiency. Contact Mittler Bros. Machine & Tool for your next project, we provide creative solutions and effective designs.



Industrial Design & Build

Industrial Design & Build



Mittler Bros. offers the following services:



- CNC Contract Manufacturing Service
- SolidWorks 3D Modeling
- Robotic Integration
- PLC Programming
- High Definition Plasma Cutting
- Custom Machine Design and Build
- Electron Control Design and Panel Building
- Certified Welding and Fabrication
- Hydraulic/Pneumatic Control Design
- Bead Blast and Painting

Call us at 636-745-7757 or email industrial@mittlerbros.com and let us help you with any projects that you may have!





HydroShox

HydroShox



@lady_lafrance

Combines the Adjustability of Hydraulics with the Damping of Coil Over Shocks



12v Hydraulic Pump



Hydraulic Manifold



Laser Engraved Switch Panel



Hydraulic Fittings




Fluid Reservoir



HydroShox

Kit Includes:

- (4) Hydroshox – specify travel: 4", 5" or 4"(2) and 5"(2)
- (4) Coil Springs – specify your requested rate for front and rear, 250-1,900 lbs
- (1) 12v hydraulic pump
- (1) Remote fluid reservoir
- (1) Billet hydraulic manifold with flow controls and solenoid valves
- (1) Switch panel with independent front and rear control
- (5) Quarts of hydraulic oil
- Switch panel with wiring harness
- DIY bulk stainless braided hose and all fittings
- Detailed installation instructions



Hydroshox

Stud Mount
Option Available

See Website
for Detailed
Drawings

HYDROSHOX		
Description	Part #	Price
Hydroshox Kit with 4" Travel, Bearing Mount	87400	\$4,995.00
Hydroshox Kit with 4" Travel, Bearing Mount (2) Stud Mount (2)	87400-2S	\$4,995.00
Hydroshox Kit with 4" Travel (2) and 5" Travel (2), Bearing Mount	87450	\$5,125.00
Hydroshox Kit with 4" Travel Stud Mount (2) and 5" Travel Bearing Mount (2)	87450-2S4	\$5,125.00
Hydroshox Kit with 4" Travel Bearing Mount (2) and 5" Travel Stud Mount (2)	87450-2S5	\$5,125.00
Hydroshox Kit with 5" Travel, Bearing Mount	87500	\$5,250.00
Hydroshox Kit with 5" Travel, Bearing Mount (2) Stud Mount (2)	87500-2S	\$5,250.00


HYDROSHOX Ride Controller



- 3 Programmable Height Settings
- Bluetooth control with Apple or Adroid Device
- 4 Corner individual Control

HYDROSHOX KIT W/ FULL RIDE CONTROLLER		
Description	Part #	Price
4" Hydroshox Kit W/ Full Ride Control	87401	\$7,390.00
4"/5" Hydroshox Kit W/ Full Ride Control	87451	\$7,530.00
5" Hydroshox Kit W/ Full Ride Control	87501	\$7,665.00

HYDROSHOX RIDE CONTROLLER		
Description	Part #	Price
Hydroshox Ride Controller 4"	87840-A	\$2,575.00
Hydroshox Ride Controller 4/5"	87845-A	\$2,585.00
Hydroshox Ride Controller 5"	87850-A	\$2,595.00



Hydroshox Spring Compressor

Model 87395 \$85.00

- For changing out springs on Hydoshox



Billet Upper Shock Mount

Model 87200 \$120.00

- 1" hole spacing for adjustability



#mittlerbros



Quarter Midget Shocks

VISION Series

Tanner by Mittler, with feedback from customers, has designed, developed and extensively tested our new Vision quarter midget shock. The Vision shock is the most universal, user friendly shock available and yields some of the fastest lap times. We have extracted the solid features from our Platinum 4 shock such as the NO LEAK seal, quick change spring feature, several additional PERFORMANCE driven features such as:

- 62% increased air/gas chamber
 - Micro Tower shim support
 - PERIMETER FLOW pistons
 - Sandvick shim stacks
 - Lightest shock on the market
- One of the most important shock characteristics not widely discussed is Hysteresis, which is the delay a shock sees when changing direction or reaches high shaft velocities. Typically a shock that does not change direction well will reduce grip. Reduced grip is simply slower lap times. The same holds true for a shock with high shaft velocities. At high shaft speeds the internal flow capabilities can cause a hydraulic lock. A Quarter Midget will see shaft speeds double of what you will see on a typical NASCAR race car or even a Sprint car and the Vision shock has addressed this SUCCESSFULLY.

Quarter Midget Shocks

The "Quad Flow" includes bias porting, radial channeling and calibrated bleed. Quad Flow pistons draw fluid from the wall of the shock where the temperature is coolest, reducing shock fade. The unique design provides flow characteristics that will allow for a linear, digressive or progressive valving curve.




VISION Series

Standard	Split Valve
85550-3	85550-3/5
85550-4	85550-5/3
85550-5	85550-4/6
85550-6	85550-6/4
\$245.00	
<i>Complete Shock with Coil Over Kit</i>	

QUAD FLOW Series

Standard	Split Valve
85550-3 Q	85550-3/5 Q
85550-4 Q	85550-5/3 Q
85550-5 Q	85550-4/6 Q
85550-6 Q	85550-6/4 Q
\$245.00	
<i>Complete Shock with Coil Over Kit</i>	

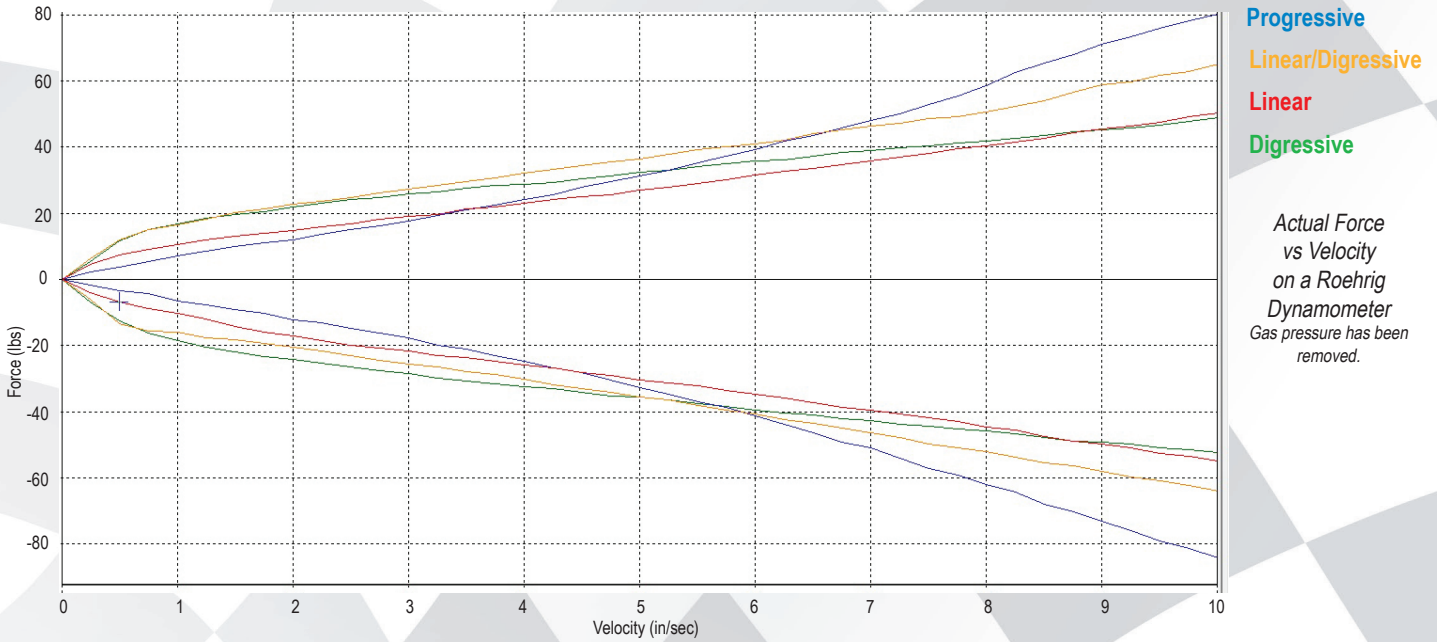


See Page 87
For Complete Spring Selection



Quarter Midget Shocks

Quarter Midget Shocks



Graph demonstrates the 4 most used shock curves in Motorsports; **Linear, Digressive, Progressive and Linear/Digressive.**

G2-G3 Shocks - Linear; Platinum 4 Shocks - Digressive; VISION Shocks - Digressive
 VISION quad Bow Series - **Linear, Progressive, Digressive, or Linear/Digressive**

Generation 2



Coil Spring Mounting Kit Included With Each Shock

G2 Standard	G2 Split Valve
85510-2	85510-3/5
85510-3	85510-5/3
85510-4	85510-4/6
85510-5	85510-6/4
85510-6	

\$210.00
 Complete Shock with Coil Over Kit

- Calibrated Fluid to Gas/Air Chamber Balance
- Pinch Style Spring Adjustment Collar
- Hybrid Shaft Seal
- User Revalveable/Rebuildable
- Custom Valving Available
- Maintenance Free Design
- Coil Kit Included with All Shocks
- Indexed Spring Cone
- Fine Thread Adjustment

Platinum 4



Internal design components such as the High Flow Digressive Piston, improved separator cavity balance, carbon fiber shim technology, and hybrid shaft seal.

P4 Standard	P4 Split Valve
85540-3	85540-3/5
85540-4	85540-5/3
85540-5	85540-4/6
85540-6	85540-6/4

\$230.00
 Complete Shock with Coil Over Kit

- High Flow Digressive Control Piston
- User Revalveable (No Piston Change Required)
- Pinch Style Spring Adjustment Collar
- Hybrid Shaft Seal
- Custom Valving Available

NO Leaks!



Shock Rebuilding

Shock Inflation Tool



Shock Inflation Tool Model 75590 \$63.50

Shock Rebuild Drip Cup




Drip Cup Model 75566 \$27.00



Shock Rebuild Tool Kit

Shock Rebuild Tool Kit Model 75594 \$135.00

Shock Vise



- Shock Rebuilding Made Easier
- Holds Shock Top, Body and Piston Shaft
- Clamp in Existing Vise or Bolt Down

Shock Vise Model SV-2 \$275.00

Universal Shock Wrench

Fits All Tanner by MB Shocks



Shock Wrench Model 75575 \$27.75

Shock Jaws

Fits All Tanner by MB Shocks

Shock Jaws Model 75570 \$33.00



Rebuild Your Shocks With These Handy Tools

Valve Core Tools



Deluxe Valve Core Tool Model 22460 \$13.50



Deluxe Valve Core Tool w/10 Valve Cores Model 22470 \$16.50

Shock Oil

Specialy Formulated for Shock Applications



Shock Body Jaws

Fits All Tanner by MB Shocks

Shock Body Jaws Model 75572 \$24.00



Shock Inflation Adapter



Inflation Adapter Model 75580 \$14.00

Pint Shock Oil Fills 6 Shocks	Model 75540	\$9.75
Quart Shock Oil Fills 12 Shocks	Model 75545	\$18.00

Shock Rebuilding



Shock Service Parts

Old Style
G2 / G3 Rebuild Kit
Built Prior to Jan. 2009



Old Style G2 / G3 Rebuild Kit
Model 85642 \$13.00

New Style
G2/G3/P4 Rebuild Kit



G2/G3/P4 Rebuild Kit
Model 85742 \$13.00

Shock Rebuild Kit

VISION Rebuild Kit



VISION Rebuild Kit
Model 85842 \$13.00

Shock Master Rebuild Kit



Old Style G2 / G3 Master Rebuild Kit	Model 85605	\$91.50
G2/G3/P4 Master Rebuild Kit	Model 85705	\$91.50
VISION Master Rebuild Kit	Model 85805	\$91.50

(Each Kit Rebuilds 8 Shocks)


Shock Master Valving Kit



G2 / G3 Shock Master Valving Kit	Model 85600	\$285.00
P4 Shock Master Valving Kit	Model 85700	\$285.00
VISION Shock Master Valving Kit	Model 85800	\$305.00
QUAD FLOW Shock Master Valving Kit	Model 85900	\$305.00


Shock Service Parts

G2 / G3 Carbon Shim Kit



G2 / G3 Carbon Shim Kit
Model 85602 \$65.00


P4 Carbon Shim Kit



P4 Carbon Shim Kit
Model 85702 \$65.00

VISION

Sandnick Steel Shim Kit



VISION Shim Kit


Model 85802 \$83.00

(Kit Contains Shims
To Completely Valve 4 Vision Shocks)

Shim Kits

QUAD FLOW

Sandnick Steel Shim Kit



QUAD FLOW Shim Kit

Model 85902 \$83.00

(Kit Contains Shims
To Completely Valve 4 Vision Shocks)



Shock Parts

Shock Parts

Shock Shafts



G2 / G3 Shock Shaft (2 Pack)	Model 85610	\$55.00
P4 / VISION Shock Shaft (2 Pack)	Model 85710	\$55.00




G2/G3/P4 Flat Spring Cone
#85525 \$16.50



Shaft Guide
#85730 \$34.50

Quad Flow Shim Stop
#8553-07 \$4.75



Scalloped Spring Cone
#85822 \$21.00



Adjustment Nut
#85827 \$22.00



Rod End
#85524 \$8.25



Cone Spacer
#85523 \$5.50

Bare Shock Parts					
Description	Part #	Price	Description	Part #	Price
G2/G3 Control Piston	8551-080	\$22.00	New Style Shaft Seal	8551-141	\$4.75
G2/G3 Control Piston Shim [split valve only]	8551-082	\$3.50	Bronze Bushing	8551-150	\$2.75
G2/G3 Bleed Spacer	8551-084	\$1.50	#6 O-Ring [Bleed Screw]	8551-180	\$1.00
P4 Primary Shim	8551-086	\$3.50	Valve Core	8551-210	\$1.25
P4 Secondary Shim	8551-087	\$1.50	Control Piston Band	8551-220	\$3.25
G2/G3/P4 Separator Piston	8551-090	\$4.50	Shaft Guide O-Ring	8551-230	\$1.25
Gas Fill Port	8551-100	\$8.25	G2/G3/P4 Separator Cap O-Ring	8551-240	\$1.25
Spherical Bearing	8551-120	\$9.25	G2/G3 AN Washers for control piston	8551-250	\$1.00
3/4 Internal Snap Ring	8551-130	\$2.00	Internal Shaft O-Ring	8551-270	\$1.25
G2/G3 Shaft Seal [Old Style U-Cup]	8551-140	\$2.75	G2/G3/P4 Separator Piston O-Ring	8551-280	\$1.25

Evolution Of The Tanner Shock Piston



G1 Piston
1999 - 2003



G2 Piston
2004 - Present



P4 Piston
2008 - Present



VISION Piston
2011 - Present



Quad Flow Piston
2014 - Present

Quarter Midget Springs

Fits ALL Quarter Midget Shocks

All Springs are not created equal. Each rate of a HOT SPRING & RED HOT SPRING is custom designed to an optimized stress level. The optimized stress level creates a consistently quicker recovery, allowing the tire to follow the back side of bumps and undulations, promoting quicker lap times.

Quarter Midget Springs

3 1/2" Red Hot Springs	
Lbs. per Inch	Part #
75# / in.	753-75
80# / in.	753-80
85# / in.	753-85
90# / in.	753-90
95# / in.	753-95
100# / in.	753-100
105# / in.	753-105
110# / in.	753-110
115# / in.	753-115
120# / in.	753-120
125# / in.	753-125
130# / in.	753-130
135# / in.	753-135
140# / in.	753-140
145# / in.	753-145
150# / in.	753-150
155# / in.	753-155

HOT SPRINGS



5" Tall

All Springs
\$24.95!

RED HOT SPRINGS



3-1/2" Tall

5" Hot Springs	
Lbs. per Inch	Part #
55# / in.	752-55
60# / in.	752-60
65# / in.	752-65
70# / in.	752-70
75# / in.	752-75
80# / in.	752-80
85# / in.	752-85
90# / in.	752-90
95# / in.	752-95
100# / in.	752-100
105# / in.	752-105
110# / in.	752-110
115# / in.	752-115
120# / in.	752-120
125# / in.	752-125
130# / in.	752-130
135# / in.	752-135
140# / in.	752-140
145# / in.	752-145
150# / in.	752-150
155# / in.	752-155
160# / in.	752-160
165# / in.	752-165
170# / in.	752-170
175# / in.	752-175
180# / in.	752-180
185# / in.	752-185

Springs

Each Rate Has A Calibrated Wire Diameter

CNC Wound With Optimum Pitch

Open Pitch Design Yields Instant Recovery

Precision Ground Closed Ends




Quarter Midget & Go Kart

Quarter Midget & Go Kart

Tach Mounting Brackets

Sendec Style Bracket



Mychron Style Bracket



5/8" Mychron Bracket	Model 75023	\$31.50
3/4" Mychron Bracket	Model 75024	\$31.50
7/8" Mychron Bracket	Model 75025	\$31.50
3/4" Sendec Bracket	Model 95910	\$29.50
7/8" Sendec Bracket	Model 95915	\$29.50

Exhaust Clamps



Deco



Honda

- Fits 3/4" to 7/8" Tubing
- Clamps On Nerf Bar
- CNC Billet Aluminum

Deco Exhaust Clamp	Model 75020	\$38.25
Honda Exhaust Clamp	Model 75021	\$52.50

Engine Plates



Tapered Plate



Standard Flat Plate

Hardware Included



Tapered Plate Model 75055 \$105.00

1/4" Std. Plate	Model 75050	\$54.00
1/2" Std. Plate	Model 75052	\$61.50

HONDA Linkage Kit



Honda Linkage	Model 75010	\$96.75
Slotted Cable Adj.	Model 75003	\$2.50
Throttle Rod	Model 75004	\$8.50
Throttle Stop	Model 75007	\$10.00
Honda Cable	Model 75005	\$6.75
Deco Cable	Model 75006	\$10.00

Steering Wheel Quick Disconnect



Complete Kit	Model 75070	\$59.50
Spline Only	Model 75069	\$25.00

Engine Starter Pull Strap



8ft Pull Strap Model 75400 \$19.50

Chassis Alignment Bars



Front Alignment Bar	Model 75105	\$140.00
Rear Alignment Bar	Model 75110	\$140.00

Steering Shaft Mount

Adjustable



Steering Shaft Mount Model 75060 \$28.50

Quarter Midget Axle Shafts



- 36" Long
- 6061 T6 Aluminum
- Centerless Ground
- Keyed for Component Location

Standard Aluminum Axle	Model 75134	\$98.50
Snap Ringed Axle	Model 75135	\$125.00

Fits Bullrider, Stanley & Early Nervo

Drivetrain

Engine Sprockets	
Size	Part #
18 Tooth	75218
19 Tooth	75219
20 Tooth	75220
21 Tooth	75221
22 Tooth	75222
23 Tooth	75223
24 Tooth	75224
25 Tooth	75225
26 Tooth	75226
27 Tooth	75227
28 Tooth	75228
29 Tooth	75229
30 Tooth	75230
31 Tooth	75231
32 Tooth	75232
33 Tooth	75233
34 Tooth	75234
35 Tooth	75235
36 Tooth	75236
37 Tooth	75237
38 Tooth	75238
39 Tooth	75239
40 Tooth	75240
41 Tooth	75241
42 Tooth	75242

Sprockets



Engine & Axle Sprockets **\$28.00**

- Special Tooth Design for Easy Pick & Release
- CNC Machined for Accuracy
- Heat Treated Aluminum
- Fits all Popular Hubs
- Light Weight
- Fits #40 Chain



Axle Sprockets	
Size	Part #
23 Tooth	75323
24 Tooth	75324
25 Tooth	75325
26 Tooth	75326
27 Tooth	75327
28 Tooth	75328
29 Tooth	75329
30 Tooth	75330
31 Tooth	75331
32 Tooth	75332
33 Tooth	75333
34 Tooth	75334



Quick Change Engine Sprockets

- Designed to Fit All Triangle Quick Change Engine Hubs
- Engineered to Lightest Possible Weight

\$29.00

Quick Change Engine Sprockets	
Size	Part #
30 Tooth	75430
31 Tooth	75431
32 Tooth	75432
33 Tooth	75433
34 Tooth	75434
35 Tooth	75435
36 Tooth	75436
37 Tooth	75437
38 Tooth	75438
39 Tooth	75439
40 Tooth	75440
41 Tooth	75441
42 Tooth	75442

Chassis Dyno

Small car Chassis Dyno is designed for up to 20 hp. testing of go-karts, quarter midgets, Mini Cup and Bandolero cars. The portable design makes race track set-up and use a breeze. Troubleshoot your issues without burning up limited practice time. Car can be set-up and performing dyno tests in minutes.

- 20 HP Max at 3600 RPM roller speed
- Large Diameter Pressure / Torque Gauge
- Fine Resolution Load Valve
- Quick Reference HP / Torque Charts
- High Grip Aluminum Knurled Rollers
- Remote Throttle Control
- All Aluminum frame construction
- 5" Aluminum Rollers (1,100 lbs. max cap.)



Quarter Midget / Mini Cup / Go-Kart / Bandolero **D3 Chassis Dyno 60"** Model 99500 **\$5,750.00**



RaceScales

RaceScales Jr. 10" Pads

RaceScales

- 10" x 10" CNC Billet Aluminum Pads
- 250 Lbs. Per Pad Capacity
- 9' Heavy Duty Flexible Cables
- Lbs. or Kg Selectable
- Displays All Weights and Percentages
- Zero All Pads at Once or Individually
- 40 Hr. Battery Life (rechargeable)
- 1 Year Warranty
- 1/10th Pound Resolution



Applications

- Go-Kart
- Quarter Midget
- Mini Cup
- TQ/Micro
- Formula SAE
- Bandolero
- Arena Cup
- Quads

RaceScale Jr.'s are the perfect choice in weighing vehicles 1,000 pounds and under reading in 1/10th pound resolution. New Deluxe Software allows user to calculate center of gravity and store setups. Control Module operates up to 40 hours on internal battery and has instant "ON" feature with supplied power adapter. Conditioned Software updating provides stable readings with quick updates when chassis adjustments are made.

RaceScale Jr. 10" CNC Pads (with case) Model 50210 \$1,560.00

Standard RaceScales

- 15" x 15" Pads
- 1,500 lbs. Per Pad Capacity
- 18' Heavy Duty Flexible Cables
- Strongest Pads in the Industry
- Lbs. or Kg Selectable
- Displays all Weights and Percentages
- Displays all Information at Once
- Zero all Pads at Once or Individually
- 40 Hr. Battery Life (rechargeable)
- 1 Year Warranty



Displays all Information at once



The only thing economical about these scales is the price! They use many of the same high quality components as our Deluxe systems.

Standard RaceScales

Model 50250

\$1,525.00

High Capacity (2200 lb. per pad) RaceScales

Model 50250-HC

\$1,675.00

Poly Storage Case

Model 53660

\$49.50



RaceScales

Deluxe RaceScales

- 1,500 lb per Wheel Capacity
- 15" x 15" Permanent Mold Platforms
- Custom Matched Load Cells
- Stainless Push-lock Connectors
- Gold Plated Contacts
- One-Touch Functions
- Selectable Display format
- Memory Storage
- Center of Gravity Calculation
- Fuel Mileage Calculation
- 18' Heavy Duty Flexible Cables
- Displays All Weights and Percentages
- Lbs. or Kg Selectable
- Zero All Pads at Once or Individually
- 40 Hr. Battery Life (rechargeable)
- Case Included
- 1 Year Warranty



An ideal system for NASCAR, SCCA, IRL, USAC and other Professional Teams who demand the best. Deluxe RaceScales were developed for the racer, by the racer, using today's leading edge technology.

Deluxe RaceScales

Deluxe High Capacity (2200 lb. per pad) RaceScales

Model **50300**

\$1,725.00

Model **50300-HC**

\$1,825.00

RaceScales

Aircraft Scales

- 15" x 15" Cast Aluminum Pads
- 1,500 Lbs. Per Pad Capacity
- Reads to 1 Lb. / 1/10% Accurate
- Displays All Weights and Percentages
- Displays All Information at Once
- Lbs. or Kg Selectable
- Zero All Pads at Once or Individually
- 40 Hr. Battery Life (rechargeable)
- Case Included
- 1 Year Warranty
- 18' Heavy Duty Flexible Cables



Deluxe Aircraft Scales include custom length cables with deluxe stainless steel connectors and software to calculate center of gravity height. Used by Experimental Aircraft builders with great success.

Aircraft Scale Set

Model **50297**

\$1,495.00

High Capacity (2200 lb. per pad)

Model **50297-HC**

\$1,605.00

Aircraft Scale Set

Certification Available (ALLOW TWO WEEKS)

\$275.00



87



RaceScales

Wireless Ultimate Scales

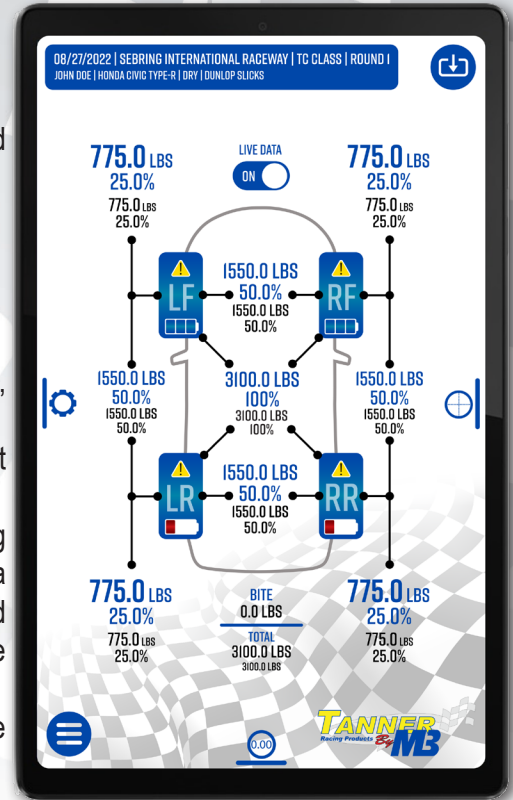
RaceScales

Hardware

- Wireless scale system using Bluetooth 5.0 protocol for reliable pairing and fast data transfer, without interference.
- Bluetooth wireless tablet with full color 10" touchscreen display.
- Removable battery tray for easy replacement (4xAAA).
- Splashproof and dust proof for longevity in all environments.


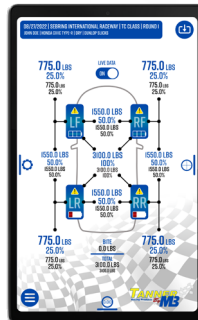
Software

- View total weight, corner weights, axle weights, side weights, cross weights, & rear bite, as well as recall previous weights for comparison.
- Data Selection – User can choose which data is displayed/hidden to suit preference.
- Set-Up database – Save and recall and print/export vehicle set-up including corner weights, ride heights, spring rates, alignment settings, weather data and more using the built-in set-up sheet system. Set ups can be recalled for comparison alongside live data, edited and re-saved, exported for use on other devices such as laptops, or printed in an easy to use format.
- Center of Gravity function allows the user to pin point the CoG across three different planes.



Wireless Ultimate Scales - 15" Pads

- Permanent Mold design yields stronger parts
- Smooth Top for Easy Camber Rollout
- Built In Handles
- Full 225 Square Inch Surface Area
- Lightweight Design
- Internal Rib Design Reduces Deflection



15" Pads

7,000 lb Capacity (1,750 lbs / per Pad)

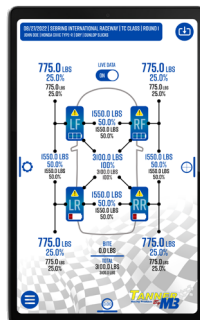
Wireless Ultimate RaceScales Jr. - 10" Pads

The Wireless Ultimate 10" Scales are designed to accommodate vehicles under 1,000 pounds. The same technology used in the ULTIMATE Wireless RaceScales is utilized to deliver a high quality small car system at an affordable price.



Applications

- Go-Kart
- Quarter Midget
- Mini Cup
- TQ/Micro
- Formula SAE
- Bandolero
- Arena Cup
- Quads




Scale Accessories

Roll Back Tray

- 15" Long Roll Back Area
- Roll off/Roll on Reduces Suspension Binding
- Promotes Accurate Readings
- Works with Wired or Wireless Systems

Rollback Set Of 4 with Steel Feet **Model 52421** **\$1,050.00**



Scale Ramps Set of 4

Model 50299 **\$565.00**

Aircraft Scale Ramps Set of 3

Model 50298 **\$425.00**

- CNC milled extruded aluminum
- Works with 3" tall Tanner scales
- Hooks to scale pad to keep in place
- 12" wide x 24" long x 3" height

Laser Leveling Kit

- CNC Machined Targets and Swivel Laser Base
- Laser Etched Scale Won't Wear Off
- Fitted Carrying Case
- Absolute Must for Leveling Your Scales

Complete Laser Leveling Kit **Model 52500** **\$299.50**



Control Box & Cable Storage Case



- Light Weight Double Wall Poly Design
- Protects Your Valuable Investment

Poly Storage Case **Model 53660** **\$49.50**

Replacement Cables



Control Box Charger / Battery



Replacement Control Box Charger	Model 53530	\$31.00
Replacement Control Box Battery	Model 53580	\$45.50

9' Economy Cable	Model 53619	\$27.25
18' Economy Cable	Model 53620	\$31.00
18' Deluxe Cable	Model 53640	\$59.50
18' Aircraft Cable	Model 53647	\$59.50

Scale Accessories



Ultimate Pull Down Rig

Ultimate Pull Down Rig

Benefits

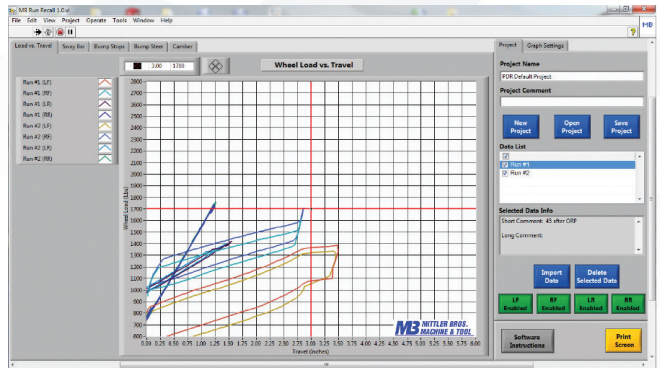

- Perform Accurate Bump Stop or Coil Bind Setups
- Align Springs to Maximize Travel
- Travel and Evaluate Chassis Over Full Motion Range
- Study Bump Steer and Camber changes over the full suspension motion range
- Evaluate corner weight effects of sway bar changes
- Help Substitute for Testing Bans and Much More

Features


- Fully Self Contained and Computer Controlled
- Laptop Included With Loaded Data Acquisition Software
- Exports Data to Excel and Pi Toolbox
- Pull the Vehicle Down or Push the Wheels Up
- Pull/Push to Distance or Wheel Load
- Extremely Rigid Frame for Minimum Deflection
- Built In Lighting Under Vehicle
- 3 Finger Scales Reading Outer, Center and Inner Loads
- Built in Heavy Duty Turn Plates
- Table Tilts for Easy Loading
- Included Installation and Basic Training
- Servo Valves

Options

- Run Recall Software
- Sway Bar Load Measurements
- Bump Stop Load Measurements
- Pi Toolbox Data Export



Optional Run Recall Software



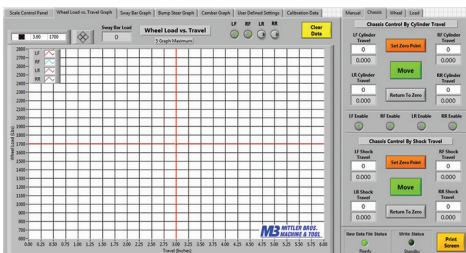
Rigid Frame Mounts



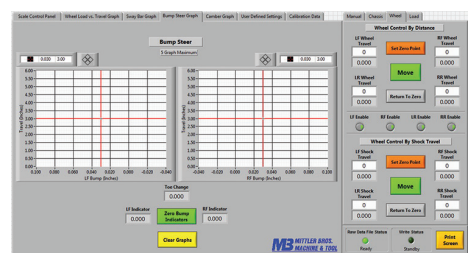

No Bind Chassis Hook Up



Shock Sensor



Wheel Load vs. Travel



Bump Steer / Camber




Ultimate Pull Down Rig

Used by Winning Race Teams from Coast to Coast



Ultimate Pull Down Rig



*The Standard of the Industry
with over 40 Installed Machines!*

Quality, more features than expected, and very user friendly are just a few of the comments customers share regarding their Ultimate Pull Down Rig. The Ultimate Pull Down Rig is rapidly becoming the standard for NASCAR and Short Track Teams.

See Demo at www.mittlerbros.com

All Rig Functions Controlled From The Proprietary User Interface



#mittlerbros



Tire Gauges

Tire Gauges

Deluxe Tire Gauges

15 psi	Model 20115	\$28.95
30 psi	Model 20130	\$28.95
60 psi	Model 20160	\$28.95

- 2-1/2" Face
- Quick Air Release
- Protective Bumper
- 45° Swivel Chuck
- Industry Standard For Years



Night Bright Tire Gauges

**Electroluminescent
Internal Lighting!**

The Best Gauge for Day and NIGHT!

- Easy to Read
- Quick Air Release
- Protective Bumper
- Storage Case Included
- Excellent Night Viewing
- 45° Swivel Chuck
- Large 4" Diameter Illuminated Face
- Long Lasting Internal Battery

15 psi	Model 20515	\$117.50
30 psi	Model 20530	\$117.50
60 psi	Model 20560	\$117.50



Deluxe
Pressure
Release

Momentary
On Switch

Actual Photo Taken At Night

2-1/2" Glow In The Dark

- Excellent Night Viewing
- Quick Air Release
- Face Glows for Hours
- Protective Bumper
- 45° Swivel Chuck
- 2-1/2" Diameter Easy to Read Face



15 psi	Model 20315	\$33.95
30 psi	Model 20330	\$33.95
60 psi	Model 20360	\$33.95

Monster Tire Gauges



- Large 4" Face
- Easy to Read
- Shock Proof Bumper
- Storage Case Included
- Deluxe Handle with Release

15 psi	Model 20415	\$77.25
30 psi	Model 20430	\$77.25
60 psi	Model 20460	\$77.25



Set-up Equipment

Digital Tread Depth Gauge

- High Quality Mitutoyo Gauge
- Anodized 4 Point Foot with Sight Hole
- Form Fitted Storage Case
- Zeroing Block



Model 21600
\$365.00

Nitro Dryer



Reduces Moisture Going Into The Tires Which Helps Avoid Pressure Build-Up

- Lightweight Design
- Rechargeable Cartridge
- Easy In-Line Hook-Up
- All Aluminum Construction


Nitro Dryer	Model 20900	\$395.00
Recharge	Model 20906	\$82.00
Replacement Cartridge	Model 20905	\$255.00

Stagger Tapes

- Lightweight & Portable
- Measure Tires Quickly
- Flexible and Easy to Read
- 10' Long

Stagger Roller

- Measure Tires Quickly
- Lightweight
- Easy To Store
- All Aluminum



1/4" Stagger Tape	Model 22000	\$10.25
1/2" Stagger Tape	Model 22010	\$9.75

Stagger Roller **Model 22130** **\$78.00**


Set-up Equipment



EZ Sweep Caster Slip Plates

A unique design in Caster Slip Plates

- 15° or 20° Sweep
- No Grease or Bearings
- Roll on/off, no jack required
- PTFE Impregnated Slip Barrier
- Low Profile (3/16" Total Height)
- Ultra Durable Stainless Steel Base



15° Model 57115
20° Model 57120

\$295.00
Per Set

Turn Plates

- Great for Checking Ackermann
- Low Profile Design, 1" High
- Aluminum Construction
- Quick and Accurate
- 25° Rotation



Model 57200

\$725.00
Per Set

Set-up Equipment




Set-up Equipment

Caster / Camber Gauge



57420 as Shown



- 4° to 12° Caster
- Custom Fitted Case
- 6° Positive / Negative Camber
- Use With or Without Turning Plates
- Stepped Design Keeps All Vials on Spindle CL
- Separate Pos. / Neg. Vials for Accurate Readings

Caster / Camber Gauge		
Description	Part #	Price
Gauge Only	57400	\$191.25
Gauge & Magnetic Adapter	57420	\$260.00
Gauge & Ford Adapter	57430	\$231.25
Gauge & Wide 5 Adapter	57440	\$240.00
Gauge & SCP Adapter	57450	\$231.25
Gauge & GM Adapter	57460	\$231.25
Gauge & Bandolero Adapter	57470	\$231.25
Gauge & 5/8" Adapter	57480	\$231.25
Gauge & 14mm Adapter	57490	\$231.25

Toe Plate Kit



Kit Includes Toe Plates (2) & Precision Tape Measures (2)

Toe Plate Kit Model 56200 \$75.50

Digital Camber Gauge



57300 as Shown

Check and set your Camber quickly and easily with this Digital Tool. Reads in 1/10 Degree Resolution and uses standard Caster / Camber Gauge adapters. Ships with 57320 Magnetic Adapter. Smart Tool Included. Order other Adapters, separately.

Digital Camber Gauge w/ 57320 Adapter	Model 57300	\$325.00
Digital Camber Gauge Mount w/ 57320 Adapter	Model 57305	\$158.00

(Mount & adapter only, no Smart Tool or Case) (See Smart Tool pg. 17)

Caster / Camber Adapters



Caster / Camber Adapters		
Description	Part #	Price
Magnetic Adapter	57320	\$71.00
Ford Adapter (3/4-16)	57330	\$44.00
Wide 5 Adapter (1 13/16-16)	57340	\$56.50
SCP Adapter (27/32-20)	57350	\$44.00
GM Adapter (3/4-20)	57360	\$44.00
Bandolero Adapter (18mm x 1.5)	57370	\$44.00
5/8" Adapter (5/8-18)	57380	\$44.00
14mm Adapter (14mm x 1.5)	57390	\$44.00

Valve Core Tools



4-Way Valve Core Tool	Model 22450	\$8.00
Deluxe Valve Core Tool	Model 22460	\$13.50
Deluxe Valve Core Tool w/ 10 Cores	Model 22470	\$16.50

Set-up Equipment



Adjustment Tools

A-Arm Shims

Standard Shims



- Fits 6" A Arm Centers
- Kit Contains 1 Each: 1/16", 1/8", 1/4" and 3/8"
- Staggered Tabs Allow for Quick and Easy Changes
- Laser Etched Markings for Easy Size Identification

Standard Camber Shim Kit	Model 40600	\$36.50
1/2" Camber Shim	Model 40610	\$13.50
3/4" Camber Shim	Model 40615	\$15.00
1" Camber Shim	Model 40620	\$16.00

Universal Shims



- Fit 5-1/2" & 6" A Arm Centers
- Kit Contains 1 Each: 1/16", 1/8", 1/4", and 3/8"

Universal Camber Shim Kit Model 40650 \$36.50

Pinion Shims



1° Pinion Shim	Model 40510	\$30.25
1-1/2° Pinion Shim	Model 40515	\$30.25
2° Pinion Shim	Model 40520	\$30.25




1/2° Pinion Shim	Model 40430-050	\$50.75
1° Pinion Shim	Model 40430-100	\$50.75
1-1/2° Pinion Shim	Model 40430-150	\$50.75
2° Pinion Shim	Model 40430-200	\$50.75
2-1/2° Pinion Shim	Model 40430-250	\$50.75
3° Pinion Shim	Model 40430-300	\$50.75
3-1/2° Pinion Shim	Model 40430-350	\$50.75
4° Pinion Shim	Model 40430-400	\$50.75
4-1/2° Pinion Shim	Model 40430-450	\$50.75
5° Pinion Shim	Model 40430-500	\$50.75

Lowering Blocks



1/2" Lowering Block	Model 40405	\$41.60
1" Lowering Block	Model 40410	\$43.50
1-1/2" Lowering Block	Model 40415	\$44.25
1°, 1/2" Lowering Block	Model 40550-1	\$60.75
1-1/2°, 1/2" Lowering Block	Model 40550-15	\$60.75
2°, 1/2" Lowering Block	Model 40550-20	\$60.75



1" Lowering Block	Model 40430-1	\$56.50
2" Lowering Block	Model 40430-2	\$59.50

Adjustment Tools



AN Wrenches

- Laser Etched
- 90° & 15° Ends
- Will not Spread Apart
- Color Anodized for Easy ID
- CNC Precision Machined

AN Wrenches		
Description	Part #	Price
-3 Single Wrench (7/16")	62003	\$24.50
-4 Single Wrench (9/16")	62004	\$24.50
-6 Single Wrench (11/16")	62006	\$33.75
-8 Single Wrench (7/8")	62008	\$36.00
-10 Single Wrench (1")	62010	\$37.75
-12 Single Wrench (1-1/4")	62012	\$38.75
-16 Single Wrench (1-1/2")	62016	\$40.00
-20 Single Wrench (1-13/16")	62020	\$42.25



-3 thru -20
Wrench Set
Model 62300 \$250.00



-6 thru -16
Wrench Set
Model 62200 \$168.00




-3 thru -10
Wrench Set
Model 62100 \$139.75

AN Wrenches & Accu-Lign

Accu-lign

The Accu-Lign is a revolutionary alignment system that solves suspension access problems, eliminates roll on pads and ramp and improves alignment accuracy.

- Excellent suspension adjustment access
- High accuracy - no wheel run out errors
- Precise rolling radius/corner weight control
- Precise leveling with floor tiles or laser
- Billet aluminum, CNC milled for high accuracy
- Includes 4 wheel plates
- Available for any hub pattern, including centerlocks
- Raises vehicle approx +5" for easy access
- DIY super accurate water level using home center PVC pipe
- Specify Bolt Pattern(s) when Ordering



Complete Accu-Lign System (Starting at) \$825.00



Pyrometers

Digital Tire Pyrometers

- Reliable Type "K" Thermocouple
- Convenient Coiled Cord
- Foam Lined Carrying Case
- 1/4 of 1% Accuracy
- Operates on 9 Volt Battery



Digital Pyrometer with Case	Model 21100	\$325.00
Digital Pyrometer without Case	Model 21000	\$285.00



Digital Infrared Pyrometers

- Use for Tires, Headers, Interior Hot Spots or Track Temps
- Temps at the Touch of a Finger
- Ranges From 0-750° Fahrenheit
- Laser Beam for Pin Point Accuracy



Mini Infrared w/Laser
Model 21511
\$145.00

Replacement Tire Probe

- Racing Tire Probe
- Fast Updates
- Strong Tip



Replacement Probe Model 21050 \$69.00

Replacement Storage Case



Replacement Storage Case Model 53666 \$29.00



Switch Panels

All Switch Panels are anodized and laser engraved for lifetime visibility



30500



30510



30520



30631

Standard Switch Panels

Deluxe Switch Panels With Aircraft Flip Cover

Starter Button & Ignition	Model 30500	\$62.25
Starter Button, Ign. & 1 Accs.	Model 30510	\$72.50
Starter Button, Ign. & 1 Accs. with Light	Model 30511	\$77.00
Starter Button, Ign. & 2 Accs.	Model 30520	\$82.50
Starter Button, Ign. & 2 Accs. with Light	Model 30521	\$91.75
Starter Button, Ign. & 3 Accs.	Model 30530	\$92.50
Starter Button, Ign. & 3 Accs. with Light	Model 30531	\$106.50

Starter Button & Ignition	Model 30600	\$67.00
Starter Button, Ign. & 1 Accs.	Model 30610	\$77.25
Starter Button, Ign. & 1 Accs. with Light	Model 30611	\$81.75
Starter Button, Ign. & 2 Accs.	Model 30620	\$87.25
Starter Button, Ign. & 2 Accs. with Light	Model 30621	\$96.50
Starter Button, Ign. & 3 Accs.	Model 30630	\$97.25
Starter Button, Ign. & 3 Accs. with Light	Model 30631	\$111.25

Specify Color When Ordering: **RED**, **BLUE** or **BLACK**

Switches / Electrical

Aircraft Safety Cover



Safety Cover Model 33020 \$16.50

Ignition Switch



Ignition Switch with Weather Proof Cover	Model 33100	\$12.00
Start / Ignition Switch	Model 33130	\$17.00

Aluminum Switch Handle Extensions



2" Extension (pair)	Model 33060	\$29.25
3" Extension (pair)	Model 33070	\$30.25

Weather Proof Switch Cover



Model 33040 \$4.50

Push Button Starter Switch



Model 33150 \$21.85

Switches / Electrical



Frame / Cage Gussets

- Stronger than Flat Gussets
- Fit 1-1/2" to 1-3/4" Tube
- No Trimming Required



10 Pack	Model 40310	\$27.25
25 Pack	Model 40312	\$69.25
100 Pack	Model 40314	\$276.75

Air Rivet Gun



Air Rivet Gun Model 62780 \$190.00

Plumb Bob Kit

Inexpensive Method to Square a Race Car
Includes: Plumb Bobs (2) and 16' of String



Plumb Bob Kit
Model 56300 \$28.00

Safety Wire & Pliers



9" Safety Wire Pliers	MB-TP68SR	\$45.00
9" Milbar Safety Wire Pliers	MB-TP68R	\$92.00
Safety Wire .020"	MB-TP67	\$20.50
Safety Wire .032"	MB-TP65	\$20.50
Safety Wire .041"	MB-TP66	\$20.50



Robic Stopwatches

Robic Stopwatches



SC-505W Lap Memory

- Times up to 3 competitors at once, up to 450 memory recall
- Customize to use as a Start timer simultaneously or separately.
- 150 memory recall of each timer.
- Professional stopwatch with 150 memory recall for each of up to three (3) separate chronographs.
- Average, Fastest and Slowest lap time, number and speed.
- Water Resistant to 30 meters.

SC-505W Lap Memory **Model 25100 \$28.25**

SC-606W 50 Memory

- Multi-mode Stopwatch - Lap, Split, or Dual Split timing modes.
- 50 dual memory recall of previous readings in ascending or descending order.
- 1/100 second resolution up to 24 hours.
- Automatically counts up to 1000 readings.
- Multi-mode countdown timer - stop, auto-repeat or count-up modes.
- 1/10 second resolution during countdown.
- Preset time values from one second to 24 hours.
- Completion alarm at conclusion of Countdown time.
- Shows current lap and split running times.
- Water Resistant to 30 meters.


SC-606W 50 Memory **Model 25120 \$40.75**



SC-889W 180 Dual Memory

- 180 Dual Memory recall capacity and a total reading capacity of 1000 times.
- Use the memory without interrupting timing; memory is instant and complete.
- Choose the current running Lap time or Split time in lower row of the display.
- On Demand 180 Memory Recall of up to 3 timers, up to 1000 readings!
- View the memory recall in ascending (1, 2, 3...) or descending (...3, 2, 1) order
- 1/100 second up to 60 minutes; 24 hour range. Lap Counter to 999 readings.
- Displays Lap Number, Lap Speed, Lap Time and current Lap Running Time.

SC-889W 180 Dual Memory **Model 25190 \$49.00**



BG Racing Road Racing Equipment

Mittler Bros. is the exclusive North American Distributor for BG Racing!

BG Racing



String Line Kits



Pit Boards



Tire & Pit Carts



BG Racing Road Racing Equipment

Chassis Stands



BG Racing

Work Stations



Digital Camber Gauges

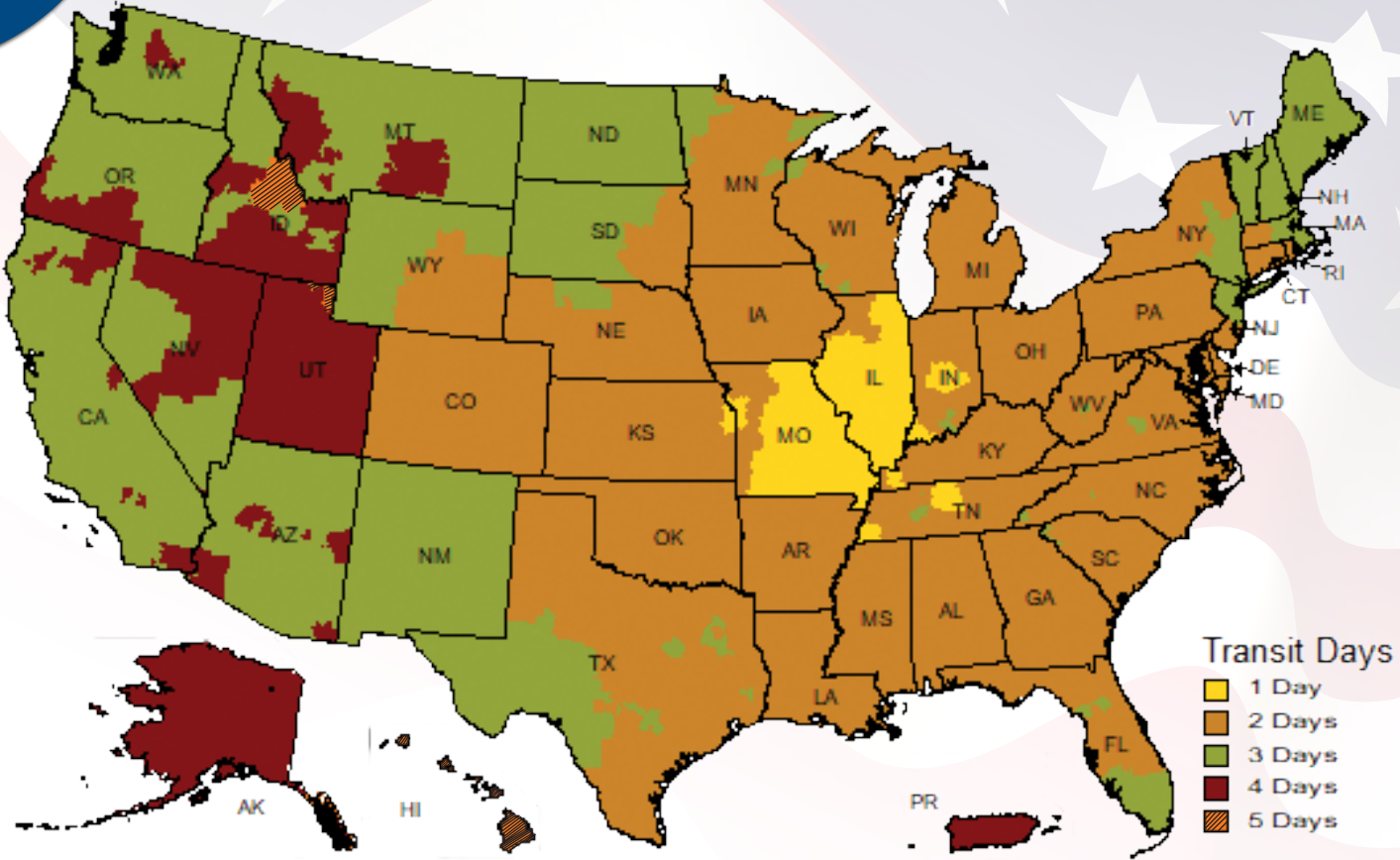


Quick Lift Jacks



Visit MittlerBros.com for a full product list, or request a supplementary BG Racing catalog!





Business days in transit from Wright City, Missouri

Subject to the Tariff/Terms and Conditions of Service, UPS guarantees on-schedule delivery of packages, shipped via UPS's services, that are listed as guaranteed, or will refund your transportation charges. Guaranteed Service is not available in all areas and does not apply to shipments containing a package with an Additional Handling or Large Package surcharge. Scheduled business days and delivery schedules are revised occasionally due to changes in distribution and volume, especially during holiday periods. Service to some remote areas also may require additional delivery days. For current delivery schedules, service availability and information, and a description of the UPS service Guarantee, see the UPS Rate and Service Guide. The most up-to-date transit time details will be available at ups.com/ctc at the time of shipping. Certain commodities and high value shipments may require additional transit time for customs clearance.

Gauge Decimals

Aluminum Sheets Aluminum sheets are specified by decimal thickness		Mild Steel Sheets Steel sheets are specified by decimal thickness & gauge		Stainless Steel Sheets S.S. sheets are specified by decimal thickness and gauge			Mild Steel Strip & Tubing Steel strip & tube are specified by decimal thickness & gauge	
Decimal Thickness	Lbs. per Sq. Foot	Decimal Thickness	Lbs. per Sq. Foot	Decimal Thickness	Lbs. per Sq. Foot	Gauge	Decimal Thickness	Lbs. per Ft. / Sq. Foot
-	-	-	.245	-	-	38	-	-
.0045	-	.0064	.261	-	-	37	-	-
.0050	-	.0067	.273	-	-	36	.004	.160
.0056	-	.0075	.306	-	-	35	.005	.204
.0063	.089	.0082	.335	-	-	34	.007	.286
.0071	.100	.0090	.367	-	-	33	.008	.326
.0080	.113	.0097	.396	-	-	32	.009	.367
.0089	.126	.0105	.428	-	-	31	.010	.400
.0100	.141	.0120	.90	.0125	.525	30	.012	.408
.0113	.160	.0135	.551	.0140	.591	29	.013	.530
.0126	.178	.0149	.608	.0156	.656	28	.014	.571
.0142	.200	.0164	.669	.0171	.722	27	.016	.653
.0159	.224	.0179	.730	.0187	.788	26	.018	.734
.0179	.253	.0209	.853	.0218	.919	25	.020	.816
.0201	.284	.0239	.975	.0250	1.050	24	.022	.898
.0226	.319	.0269	1.097	.0281	1.181	23	.025	1.020
.0253	.357	.0299	1.220	.0312	1.313	22	.028	1.142
.0285	.402	.0329	1.342	.0343	1.444	21	.032	1.305
.0320	.452	.0359	1.465	.0375	1.575	20	.035	1.428
.0359	.507	.0418	1.705	.0437	1.838	19	.042	1.713
.0403	.569	.0478	1.950	.0500	2.100	18	.049	1.999
.0453	.639	.0538	2.195	.0562	2.363	17	.058	2.366
.0508	.717	.0598	2.440	.0625	2.625	16	.065	2.652
.0571	.806	.0673	2.746	.0703	2.953	15	.072	2.937
.0641	.905	.0747	3.047	.0781	3.281	14	.083	3.386
.0720	1.016	.0897	3.659	.0937	3.938	13	.095	3.876
.0808	1.140	.1046	4.267	.1093	4.594	12	.109	4.447
.0907	1.280	.1196	4.879	.1250	5.250	11	.120	4.895
.1019	1.438	.1345	5.487	.1406	5.906	10	.134	5.467
.1144	1.614	.1495	6.099	-	6.563	9	.148	6.038
.1285	1.813	.1644	6.707	-	7.219	8	.165	6.731
.1443	2.036	.1793	7.315	.1875	-	7	.180	7.343
.1620	2.286	.1943	7.926	-	-	6	.203	8.281
.1819	-	.2092	8.534	-	-	5	.220	8.975
.2043	-	.2242	9.146	-	-	4	.238	9.710
.2294	-	.2391	9.754	.2500	-	3	.259	10.57
.2576	-	-	-	-	-	2	.284	11.59
.2893	-	-	-	-	-	1	.300	12.24
.3249	-	-	-	-	-	0	.340	13.87
.3648	-	-	-	-	-	00	.380	15.50
.4096	-	-	-	-	-	000	.425	17.34
.4600	-	-	-	-	-	0000	.454	18.52
.5165	-	-	-	-	-	00000	.500	20.40
.5800	-	-	-	-	-	000000	-	-





Blue River Custom Fabrication



MisFit Fabrication




Mitchell Fabrication



Rides by Kam @ridesbykam



Rods N Rails



Roxy Bonilla Molohon



Mike Finnegan



Zach Benson

Mittler Brothers TEAM RECOGNITION

Our Greatest Strength over these 40 Years is our long-term Team Members. Without their Loyalty, Dedication and Skill none of these products would be possible. Thank You for All You Have Done.

*Remembering
Mike C. Mittler*

Greg Klemme	43 Years	Jeremy Wortmann	28 Years
Mike Heinrich	39 Years	Matt Hillmann	25 Years
Jim Heinrich	36 Years	Kenny Hiate	24 Years
Bobby Smith	35 Years	Leroy Haney	24 Years
Todd Mandernach	33 Years	Gay Hurt	19 Years
Ray Sauer, Jr.	32 Years	Mitch Fahland	19 Years
Shannon Heinrich	32 Years	Tom Smith	16 Years
Mark Gust	29 Years	Stephen Leach	12 Years
Brian Springmeier	29 Years	Sara Mittler	12 Years
Dave Dodge	28 Years	Zach Nichols	12 Years

"The only thing that is constant is change."

This quote attributed to Greek philosopher Heraclitus was a favorite of Mike Mittler and he used it often to remind our team that the world around us is constantly evolving and we must adapt to these changes in order to prosper in life and business.



*Mike C. Mittler
10-6-1951 to 5-10-2019*

In May of 2019, Mike Mittler lost his battle with cancer. For 39 years, Mike was the driving force that built Mittler Bros. Machine & Tool into the world-renowned business it is today. From our humble start in February 1980 with just Mike and Paul in a 2500 sq. ft. building, we have grown to 50 dedicated team members and a 50,000 sq. ft. state of the art manufacturing facility serving customers worldwide.

Mike's business focus was always customer satisfaction and he ingrained this into everyone in the company. His competitive nature, born in his love of racing, drove his focus to not just build tools, but to build the BEST tools through innovation and hands-on testing.

The legacy of Mike Mittler does not live on in the tools and products contained in the catalog. His true legacy lives on in the people that he trained to carry on in his absence. His leadership ingrained in our everyday lives as an indelible force, leading us forward.

Thank You,
Paul Mittler
and the Mittler Bros. Team

Terms & Conditions of Sale

Prepayment can be made by money order, wire transfer, certified check, American Express, Discover, Master Card, PayPal or Visa. Payments made with a personal check, or any non-approved business check will delay your order a minimum of ten (10) working days until the check has cleared our bank.

Prices

Every effort possible will be made to hold published prices, however all prices are subject to change without notice! We cannot accept responsibility for errors in content or pricing.

Returns

No merchandise will be accepted for return without prior authorization! All returns must be in like new condition and in original packaging with a copy of the invoice. Special orders are not returnable! All return shipments must be prepaid. Shipping charges are not refundable. A 15% restocking charge will be applied to all returns. No returns accepted after 30 days of invoice date.

Special Orders

All special orders must be 100% prepaid!
All special orders are Nonreturnable and Nonrefundable!

Outside the Continental United States

All orders must be prepaid in U.S. dollars. Wire transfers, credit card payment or PayPal are accepted.. Freight charges must be prepaid. Please call for freight charges. Any additional taxes, duty or tariff charges will be the responsibility of the purchaser. Crating fees may apply to foreign orders.

Truck Freight


All merchandise shipped by truck must be paid in full before order can be shipped. Payment by credit card or money order is preferred. Due to more costly residential delivery charges imposed by most motor freight companies, it is preferable to ship all truck freight items to a business address.

Freight Claim

Any damage must be reported to us immediately upon receipt of goods.

Warranty

All Mittler Bros. & Tanner by MB manufactured products carry a one year warranty on material and workmanship. Misuse or improper tool selection does not constitute a warranty issue. Other manufactures products sold carry the manufactures warranty.



Team Recognition



Scan here for a PDF of
the current catalog or to
request one by mail

MB MITTLER BROS. **MACHINE & TOOL**

Shaping The World Since 1980

Beverly Shear
MANUFACTURED BY
MB MITTLER BROS.
MACHINE & TOOL

TANNER
Racing Products *By* **MB**

EG *Racing*
MOTORSPORT EQUIPMENT



MAILING ADDRESS

P.O. BOX 110
Foristell, Missouri 63348-0110

PHONE

1-800-467-2464
636-745-7757

SHIPPING ADDRESS

10 Cooperative Way
Wright City, Missouri 63390-4000

E-MAIL & FAX

sales@mittlerbros.com
636-745-2874

SHOP 24/7 @ MITTLERBROS.COM